












Updated Trend 2005 to 2030 Household Growth by Traffic Analysis Zones (TAZ)

Legend

-  Demographic Areas
-  Railroad
-  Decrease or No Additional Housing Growth
-  1 to 100
-  101 to 200
-  201 to 400
-  401 to 800
-  801 to 1400
-  1401 to 2000
-  2001 to 3300
-  3301 - 5100



Canyon County Ada County

Updated Trend 2005 to 2030 Job Growth by Traffic Analysis Zones (TAZ)

- Legend**
- Demographic Areas
 - Railroad
 - No Additional Job Growth
 - 1 to 300
 - 301 to 500
 - 501 to 1000
 - 1001 to 1800
 - 1801 to 2900
 - 2901 to 3900
 - 3901 to 5200

