

Draft FY2008 - 2012 Transportation Improvement Program

Nampa Urbanized Area : Detailed Project List

10th Avenue and Ustick Road

Install traffic signal.

Key # : 09992

Project Year: PD
Previous Expenditures: \$0
Local Match: 7.34%
Local Share: \$64,078
Federal Share: \$808,922
Total Project Cost: \$873,000

Requesting Agency City of Caldwell

Funding Source: STP-U

	2008	2009	2010	2011	2012	PD
Preliminary Engineering (PE)	\$0	\$0	\$0	\$0	\$0	\$0
Preliminary Engineering Consulting (PC)	\$0	\$0	\$0	\$0	\$0	\$0
Right-of-Way (RW)	\$0	\$108,000	\$0	\$0	\$0	\$0
Utilities (UT)	\$0	\$0	\$15,000	\$0	\$0	\$0
Construction Engineering (CE)	\$0	\$0	\$0	\$0	\$0	\$100,000
Construction (CN)	\$0	\$0	\$0	\$0	\$0	\$650,000
Yearly Project Cost*	\$0	\$108,000	\$15,000	\$0	\$0	\$750,000



11th Avenue/Indian Creek Bridge, Caldwell

Replace bridge deck.

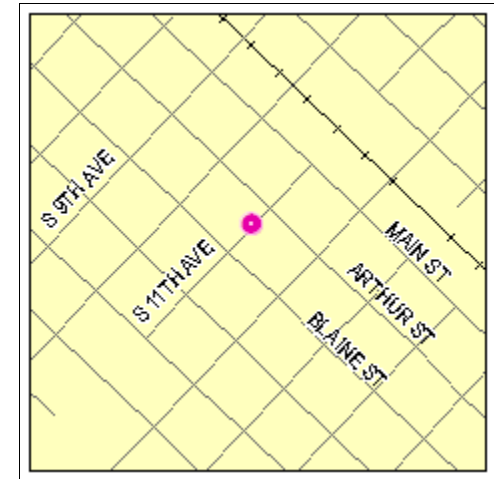
Key # : 09187

Project Year: 2008
Previous Expenditures: \$169,000
Local Match: 20.00%
Local Share: \$142,400
Federal Share: \$569,600
Total Project Cost: \$712,000

Requesting Agency City of Caldwell

Funding Source: Bridge (Off System)

	2008	2009	2010	2011	2012	PD
Preliminary Engineering (PE)	\$0	\$0	\$0	\$0	\$0	\$0
Preliminary Engineering Consulting (PC)	\$0	\$0	\$0	\$0	\$0	\$0
Right-of-Way (RW)	\$0	\$0	\$0	\$0	\$0	\$0
Utilities (UT)	\$0	\$0	\$0	\$0	\$0	\$0
Construction Engineering (CE)	\$0	\$0	\$0	\$0	\$0	\$0
Construction (CN)	\$712,000	\$0	\$0	\$0	\$0	\$0
Yearly Project Cost*	\$712,000	\$0	\$0	\$0	\$0	\$0



16th Avenue Bridge, Nampa

Miscellaneous improvements.

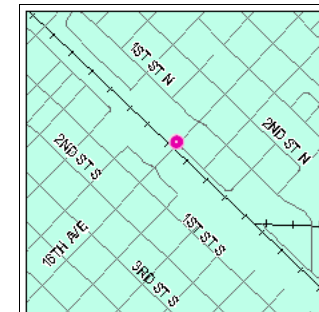
Key # : 09985

Project Year: 2008
Previous Expenditures: \$205,000
Local Match: 7.34%
Local Share: \$215,576
Federal Share: \$2,721,424
Total Project Cost: \$2,937,000

Requesting Agency City of Nampa

Funding Source: Bridge (Local)

	2008	2009	2010	2011	2012	PD
Preliminary Engineering (PE)	\$0	\$0	\$0	\$0	\$0	\$0
Preliminary Engineering Consulting (PC)	\$0	\$0	\$0	\$0	\$0	\$0
Right-of-Way (RW)	\$0	\$0	\$0	\$0	\$0	\$0
Utilities (UT)	\$0	\$0	\$0	\$0	\$0	\$0
Construction Engineering (CE)	\$0	\$0	\$0	\$0	\$0	\$0
Construction (CN)	\$2,937,000	\$0	\$0	\$0	\$0	\$0
Yearly Project Cost*	\$2,937,000	\$0	\$0	\$0	\$0	\$0



21st Avenue, Chicago Street to Franklin Road

Key # : 09991

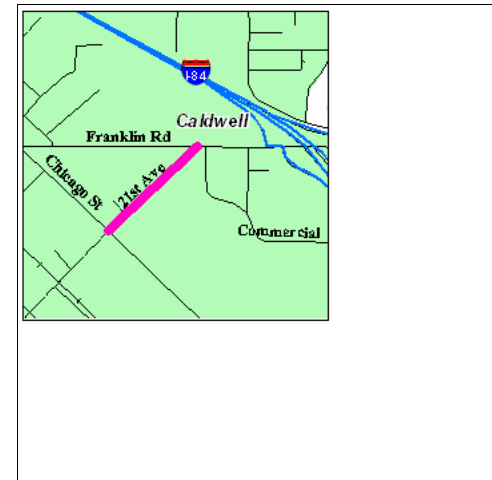
Widen 21st Avenue from four (4) to five (5) lanes, raise the vertical alignment and replace the Notus Canal Bridge with an inverted siphon. Project coordinated with key numbers 08075 and 11233.

Project Year: 2008
 Previous Expenditures: \$0
 Local Match: 20.00%
 Local Share: \$117,600
 Federal Share: \$470,400
 Total Project Cost: \$588,000

Requesting Agency City of Caldwell

Funding Source: High Priority - Appropriations

	2008	2009	2010	2011	2012	PD
Preliminary Engineering (PE)	\$0	\$0	\$0	\$0	\$0	\$0
Preliminary Engineering Consulting (PC)	\$0	\$0	\$0	\$0	\$0	\$0
Right-of-Way (RW)	\$0	\$0	\$0	\$0	\$0	\$0
Utilities (UT)	\$0	\$0	\$0	\$0	\$0	\$0
Construction Engineering (CE)	\$0	\$0	\$0	\$0	\$0	\$0
Construction (CN)	\$588,000	\$0	\$0	\$0	\$0	\$0
Yearly Project Cost*	\$588,000	\$0	\$0	\$0	\$0	\$0



21st Avenue, Chicago Street to Franklin Road

Key # : 09991

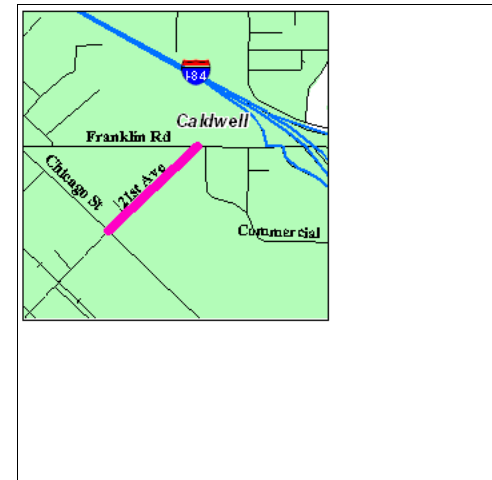
Widen 21st Avenue from four (4) to five (5) lanes, raise the vertical alignment and replace the Notus Canal Bridge with an inverted siphon. Project coordinated with key numbers 08075 and 11233.

Project Year: 2009
Previous Expenditures: \$10,000
Local Match: 7.34%
Local Share: \$33,030
Federal Share: \$416,970
Total Project Cost: \$450,000

Requesting Agency City of Caldwell

Funding Source: STP-U

	2008	2009	2010	2011	2012	PD
Preliminary Engineering (PE)	\$0	\$0	\$0	\$0	\$0	\$0
Preliminary Engineering Consulting (PC)	\$0	\$0	\$0	\$0	\$0	\$0
Right-of-Way (RW)	\$0	\$0	\$0	\$0	\$0	\$0
Utilities (UT)	\$0	\$0	\$0	\$0	\$0	\$0
Construction Engineering (CE)	\$0	\$68,000	\$0	\$0	\$0	\$0
Construction (CN)	\$0	\$382,000	\$0	\$0	\$0	\$0
Yearly Project Cost*	\$0	\$450,000	\$0	\$0	\$0	\$0



21st Avenue, Franklin Intersection, Commercial Way Realignment

Key # : 11233

This project will realign the Commercial Way leg of the 21st Avenue and Franklin Intersection. Project coordinated with key numbers 08075 and 09991.

Project Year: 2010
Previous Expenditures: \$0
Local Match: 7.34%
Local Share: \$96,961
Federal Share: \$1,224,039
Total Project Cost: \$1,321,000

Requesting Agency City of Caldwell

Funding Source: STP-U

	2008	2009	2010	2011	2012	PD
Preliminary Engineering (PE)	\$0	\$0	\$0	\$0	\$0	\$0
Preliminary Engineering Consulting (PC)	\$0	\$0	\$0	\$0	\$0	\$0
Right-of-Way (RW)	\$0	\$0	\$0	\$0	\$0	\$0
Utilities (UT)	\$0	\$0	\$0	\$0	\$0	\$0
Construction Engineering (CE)	\$0	\$0	\$84,000	\$0	\$0	\$0
Construction (CN)	\$0	\$0	\$1,237,000	\$0	\$0	\$0
Yearly Project Cost*	\$0	\$0	\$1,321,000	\$0	\$0	\$0



21st Avenue/Indian Creek Bridge, Caldwell

Replace bridge deck.

Key # : 09188

Project Year: 2008
Previous Expenditures: \$214,000
Local Match: 7.34%
Local Share: \$53,876
Federal Share: \$680,124
Total Project Cost: \$734,000

Requesting Agency City of Caldwell

Funding Source: Bridge (Local)

	2008	2009	2010	2011	2012	PD
Preliminary Engineering (PE)	\$0	\$0	\$0	\$0	\$0	\$0
Preliminary Engineering Consulting (PC)	\$0	\$0	\$0	\$0	\$0	\$0
Right-of-Way (RW)	\$69,000	\$0	\$0	\$0	\$0	\$0
Utilities (UT)	\$0	\$0	\$0	\$0	\$0	\$0
Construction Engineering (CE)	\$0	\$0	\$0	\$0	\$0	\$0
Construction (CN)	\$665,000	\$0	\$0	\$0	\$0	\$0
Yearly Project Cost*	\$734,000	\$0	\$0	\$0	\$0	\$0



Airport Road, from Kings Road to Happy Valley Road

Rebuild to Urban three (3)-lane section.

Key # : 09990

Project Year: PD

Previous Expenditures: \$0

Local Match: 7.34%

Local Share: \$143,937

Federal Share: \$1,817,063

Total Project Cost: \$1,961,000

Requesting Agency City of Nampa

Funding Source: STP-U

	2008	2009	2010	2011	2012	PD
Preliminary Engineering (PE)	\$0	\$0	\$24,000	\$0	\$0	\$0
Preliminary Engineering Consulting (PC)	\$0	\$0	\$220,000	\$0	\$0	\$0
Right-of-Way (RW)	\$0	\$0	\$0	\$103,000	\$0	\$0
Utilities (UT)	\$0	\$0	\$0	\$100,000	\$0	\$0
Construction Engineering (CE)	\$0	\$0	\$0	\$0	\$0	\$269,000
Construction (CN)	\$0	\$0	\$0	\$0	\$0	\$1,245,000
Yearly Project Cost*	\$0	\$0	\$244,000	\$203,000	\$0	\$1,514,000



Amity Road, Chestnut Street to Kings Corner

Key # : 10541

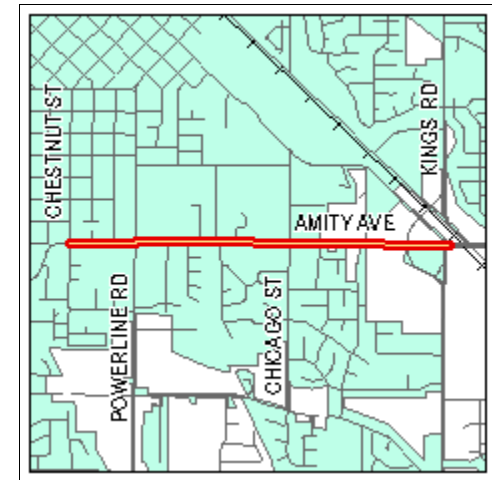
Widen to four (4) to five (5) lane urban section. High Priority - SAFETEA-LU funding portion.

Project Year: PD
Previous Expenditures: \$5,000
Local Match: 20.00%
Local Share: \$2,078,000
Federal Share: \$8,312,000
Total Project Cost: \$10,390,000

Requesting Agency City of Nampa

Funding Source: High Priority - SAFETEA-LU

	2008	2009	2010	2011	2012	PD
Preliminary Engineering (PE)	\$0	\$0	\$0	\$0	\$0	\$0
Preliminary Engineering Consulting (PC)	\$0	\$0	\$0	\$0	\$0	\$0
Right-of-Way (RW)	\$0	\$0	\$0	\$0	\$0	\$1,190,000
Utilities (UT)	\$0	\$0	\$0	\$0	\$0	\$1,000,000
Construction Engineering (CE)	\$0	\$0	\$0	\$0	\$0	\$0
Construction (CN)	\$0	\$0	\$0	\$0	\$0	\$8,200,000
Yearly Project Cost*	\$0	\$0	\$0	\$0	\$0	\$10,390,000



Aviation Way, Caldwell

Rehabilitate and resurface pavement.

Key # : 07673

Project Year: 2008
Previous Expenditures: \$665,000
Local Match: 7.34%
Local Share: \$60,899
Federal Share: \$768,781
Total Project Cost: \$829,680

Requesting Agency City of Caldwell

Funding Source: STP-U

	2008	2009	2010	2011	2012	PD
Preliminary Engineering (PE)	\$0	\$0	\$0	\$0	\$0	\$0
Preliminary Engineering Consulting (PC)	\$0	\$0	\$0	\$0	\$0	\$0
Right-of-Way (RW)	\$0	\$0	\$0	\$0	\$0	\$0
Utilities (UT)	\$0	\$0	\$0	\$0	\$0	\$0
Construction Engineering (CE)	\$70,000	\$0	\$0	\$0	\$0	\$0
Construction (CN)	\$759,680	\$0	\$0	\$0	\$0	\$0
Yearly Project Cost*	\$829,680	\$0	\$0	\$0	\$0	\$0



Caldwell Biking - Walking Trail System

Key # : 09438

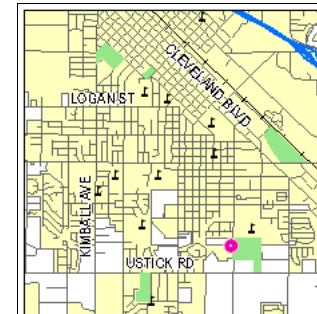
Construct 3.21 miles of separated trails and bike lanes that are a critical part of the Caldwell Pathways and Trail System Master Plan, which includes a bike-foot bridge to enable travel over the Dixie Slough. These trails and bike lanes will connect Washington, Lincoln, Syringa, Wilson, and Jefferson schools. The trail system will also connect the city library, the YMCA, adjacent parks, sports facilities, and surrounding neighborhoods.

Project Year: 2008
 Previous Expenditures: \$60,000
 Local Match: 6.00%
 Local Share: \$10,680
 Federal Share: \$167,320
 Total Project Cost: \$178,000

Requesting Agency City of Caldwell

Funding Source: STP-E

	2008	2009	2010	2011	2012	PD
Preliminary Engineering (PE)	\$0	\$0	\$0	\$0	\$0	\$0
Preliminary Engineering Consulting (PC)	\$0	\$0	\$0	\$0	\$0	\$0
Right-of-Way (RW)	\$15,000	\$0	\$0	\$0	\$0	\$0
Utilities (UT)	\$0	\$0	\$0	\$0	\$0	\$0
Construction Engineering (CE)	\$20,000	\$0	\$0	\$0	\$0	\$0
Construction (CN)	\$143,000	\$0	\$0	\$0	\$0	\$0
Yearly Project Cost*	\$178,000	\$0	\$0	\$0	\$0	\$0



Canyon County Crossroads Transportation Museum

Key # : 09759

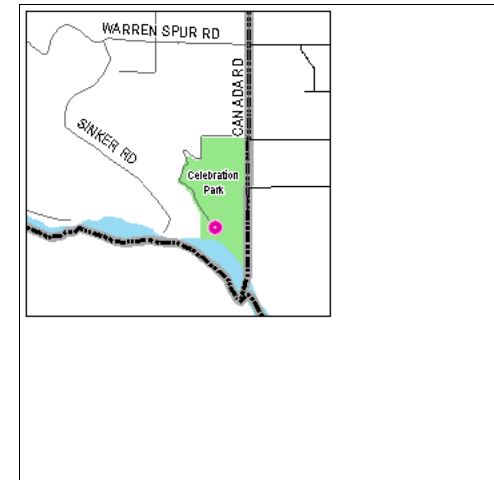
Build a transportation museum that provides educational programs and exhibits relating to the history of mankind's travels in the west.

Project Year: 2008
Previous Expenditures: \$60,000
Local Match: 10.00%
Local Share: \$41,000
Federal Share: \$369,000
Total Project Cost: \$410,000

Requesting Agency Canyon County P&R

Funding Source: STP-E

	2008	2009	2010	2011	2012	PD
Preliminary Engineering (PE)	\$0	\$0	\$0	\$0	\$0	\$0
Preliminary Engineering Consulting (PC)	\$0	\$0	\$0	\$0	\$0	\$0
Right-of-Way (RW)	\$0	\$0	\$0	\$0	\$0	\$0
Utilities (UT)	\$0	\$0	\$0	\$0	\$0	\$0
Construction Engineering (CE)	\$49,000	\$0	\$0	\$0	\$0	\$0
Construction (CN)	\$361,000	\$0	\$0	\$0	\$0	\$0
Yearly Project Cost*	\$410,000	\$0	\$0	\$0	\$0	\$0



De-Icer Truck, Nampa

Key # : 09738

Purchase one magnesium chloride de-icer truck and suppression chemical to replace two sanding trucks and thus reduce PM10 air emissions on 3,200 miles of paved local roads per year that receive sand in the winter months.

Project Year: 2008
Previous Expenditures: \$1,000
Local Match: 7.34%
Local Share: \$13,946
Federal Share: \$176,054
Total Project Cost: \$190,000

Requesting Agency City of Nampa

Funding Source: CMAQ

	2008	2009	2010	2011	2012	PD
Preliminary Engineering (PE)	\$0	\$0	\$0	\$0	\$0	\$0
Preliminary Engineering Consulting (PC)	\$0	\$0	\$0	\$0	\$0	\$0
Right-of-Way (RW)	\$0	\$0	\$0	\$0	\$0	\$0
Utilities (UT)	\$0	\$0	\$0	\$0	\$0	\$0
Construction Engineering (CE)	\$0	\$0	\$0	\$0	\$0	\$0
Construction (CN)	\$190,000	\$0	\$0	\$0	\$0	\$0
Yearly Project Cost*	\$190,000	\$0	\$0	\$0	\$0	\$0



Flusher Truck

Key # : 09739

Purchase one flusher truck with a 3,500-gallon truck mounted flusher unit to wash sand applied to the roads during the winter thereby reducing dust emissions in the spring and summer.

Project Year: 2008
 Previous Expenditures: \$1,000
 Local Match: 7.34%
 Local Share: \$13,873
 Federal Share: \$175,127
 Total Project Cost: \$189,000

Requesting Agency Nampa Highway District

Funding Source: CMAQ

	2008	2009	2010	2011	2012	PD
Preliminary Engineering (PE)	\$0	\$0	\$0	\$0	\$0	\$0
Preliminary Engineering Consulting (PC)	\$0	\$0	\$0	\$0	\$0	\$0
Right-of-Way (RW)	\$0	\$0	\$0	\$0	\$0	\$0
Utilities (UT)	\$0	\$0	\$0	\$0	\$0	\$0
Construction Engineering (CE)	\$0	\$0	\$0	\$0	\$0	\$0
Construction (CN)	\$189,000	\$0	\$0	\$0	\$0	\$0
Yearly Project Cost*	\$189,000	\$0	\$0	\$0	\$0	\$0



Flusher/De-Icer Truck

Purchase one (1) flusher/de-icer truck to improve air quality by reducing particulate emissions through a reduction in sand application during winter, flushing sand and dust from roadways, and stabilizing temporary gravel road surfaces during construction in the winter and spring.

Key # : 10477

Project Year: 2009
Previous Expenditures: \$0
Local Match: 7.37%
Local Share: \$14,593
Federal Share: \$183,407
Total Project Cost: \$198,000

Requesting Agency Canyon Highway District

Funding Source: CMAQ

	2008	2009	2010	2011	2012	PD
Preliminary Engineering (PE)	\$1,000	\$0	\$0	\$0	\$0	\$0
Preliminary Engineering Consulting (PC)	\$0	\$0	\$0	\$0	\$0	\$0
Right-of-Way (RW)	\$0	\$0	\$0	\$0	\$0	\$0
Utilities (UT)	\$0	\$0	\$0	\$0	\$0	\$0
Construction Engineering (CE)	\$0	\$0	\$0	\$0	\$0	\$0
Construction (CN)	\$0	\$197,000	\$0	\$0	\$0	\$0
Yearly Project Cost*	\$1,000	\$197,000	\$0	\$0	\$0	\$0



FY2005 Pavement Overlay, Canyon County

Key # : 09679

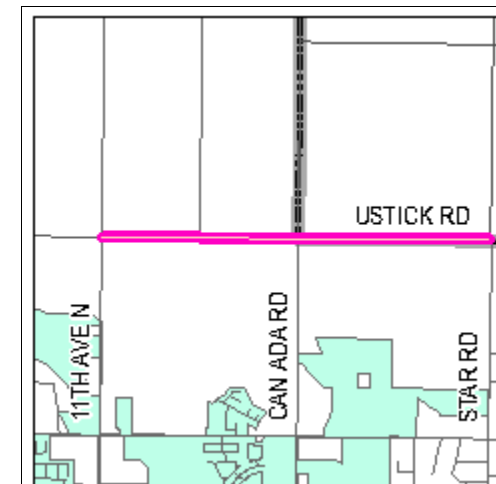
Pavement overlay on Ustick Road from Star Road to 11th Avenue. FY2008 action provides funds to investigate the reason and extent of crack shortly after construction was complete.

Project Year: 2008
 Previous Expenditures: \$0
 Local Match: 7.34%
 Local Share: \$2,202
 Federal Share: \$27,798
 Total Project Cost: \$30,000

Requesting Agency Nampa Highway District

Funding Source: STP-U

	2008	2009	2010	2011	2012	PD
Preliminary Engineering (PE)	\$0	\$0	\$0	\$0	\$0	\$0
Preliminary Engineering Consulting (PC)	\$30,000	\$0	\$0	\$0	\$0	\$0
Right-of-Way (RW)	\$0	\$0	\$0	\$0	\$0	\$0
Utilities (UT)	\$0	\$0	\$0	\$0	\$0	\$0
Construction Engineering (CE)	\$0	\$0	\$0	\$0	\$0	\$0
Construction (CN)	\$0	\$0	\$0	\$0	\$0	\$0
Yearly Project Cost*	\$30,000	\$0	\$0	\$0	\$0	\$0



I-84, Exit 29 Franklin Road Interchange, Caldwell

Reconstruct interchange and acquire additional right-of-way.

Key # : 07795

Project Year: 2008

Previous Expenditures: \$28,402,000

Local Match: 7.73%

Local Share: \$437,827

Federal Share: \$5,226,173

Total Project Cost: \$5,664,000

Requesting Agency ITD

Funding Source: Expansion

	2008	2009	2010	2011	2012	PD
Preliminary Engineering (PE)	\$0	\$0	\$0	\$0	\$0	\$0
Preliminary Engineering Consulting (PC)	\$0	\$0	\$0	\$0	\$0	\$0
Right-of-Way (RW)	\$0	\$0	\$0	\$0	\$0	\$0
Utilities (UT)	\$0	\$0	\$0	\$0	\$0	\$0
Construction Engineering (CE)	\$0	\$0	\$0	\$0	\$0	\$0
Construction (CN)	\$5,664,000	\$0	\$0	\$0	\$0	\$0
Yearly Project Cost*	\$5,664,000	\$0	\$0	\$0	\$0	\$0



I-84, Franklin Boulevard Overpass Rebuild

Key # : 10940

Reconstruct the east half of the overpass to match the new bridge on the west side.

Project Year: 2008

Previous Expenditures: \$1,000,000

Local Match: 100.00%

Local Share: \$15,769,000

Federal Share: \$0

Total Project Cost: \$15,769,000

Requesting Agency ITD

Funding Source: FY2008 GARVEE

	2008	2009	2010	2011	2012	PD
Preliminary Engineering (PE)	\$50,000	\$0	\$0	\$0	\$0	\$0
Preliminary Engineering Consulting (PC)	\$950,000	\$0	\$0	\$0	\$0	\$0
Right-of-Way (RW)	\$1,863,000	\$0	\$0	\$0	\$0	\$0
Utilities (UT)	\$0	\$0	\$0	\$0	\$0	\$0
Construction Engineering (CE)	\$1,683,000	\$0	\$0	\$0	\$0	\$0
Construction (CN)	\$11,223,000	\$0	\$0	\$0	\$0	\$0
Yearly Project Cost*	\$15,769,000	\$0	\$0	\$0	\$0	\$0



I-84, FY2008 District wide Pavement Striping

Key # : 10534

Restripe pavement on I-84. Total project cost is \$290,000 (20% Ada County, 20% Canyon County, and 60% Elmore County). Canyon County portion.

Project Year: 2008
 Previous Expenditures: \$10,000
 Local Match: 7.73%
 Local Share: \$4,483
 Federal Share: \$53,517
 Total Project Cost: \$58,000

Requesting Agency ITD

Funding Source: Safety - Statewide

	2008	2009	2010	2011	2012	PD
Preliminary Engineering (PE)	\$0	\$0	\$0	\$0	\$0	\$0
Preliminary Engineering Consulting (PC)	\$0	\$0	\$0	\$0	\$0	\$0
Right-of-Way (RW)	\$0	\$0	\$0	\$0	\$0	\$0
Utilities (UT)	\$0	\$0	\$0	\$0	\$0	\$0
Construction Engineering (CE)	\$8,000	\$0	\$0	\$0	\$0	\$0
Construction (CN)	\$50,000	\$0	\$0	\$0	\$0	\$0
Yearly Project Cost*	\$58,000	\$0	\$0	\$0	\$0	\$0



I-84 Pavement Striping

I-84, FY2009 District wide Pavement Striping

Key # : 09500

Restripe pavement on I-84. Total project cost is \$296,000 (27% Ada County, 19% Canyon County, 40% Elmore County, and 14% Payette County). Canyon County portion.

Project Year: 2009
 Previous Expenditures: \$0
 Local Match: 7.73%
 Local Share: \$4,347
 Federal Share: \$51,893
 Total Project Cost: \$56,240

Requesting Agency ITD

Funding Source: Safety - Statewide

	2008	2009	2010	2011	2012	PD
Preliminary Engineering (PE)	\$1,140	\$0	\$0	\$0	\$0	\$0
Preliminary Engineering Consulting (PC)	\$0	\$0	\$0	\$0	\$0	\$0
Right-of-Way (RW)	\$0	\$0	\$0	\$0	\$0	\$0
Utilities (UT)	\$0	\$0	\$0	\$0	\$0	\$0
Construction Engineering (CE)	\$0	\$7,600	\$0	\$0	\$0	\$0
Construction (CN)	\$0	\$47,500	\$0	\$0	\$0	\$0
Yearly Project Cost*	\$1,140	\$55,100	\$0	\$0	\$0	\$0



I-84 Pavement Striping

I-84, Garrity Interchange

Key # : 10915

Widen mainline bridges to carry three (3) lanes each direction. Future GARVEE funding portion. Funding and projects shown beyond FY2008 are pending subject to further review and annual approval from the Idaho Legislature.

Project Year: 2010
 Previous Expenditures: \$0
 Local Match: 100.00%
 Local Share: \$8,118,000
 Federal Share: \$0
 Total Project Cost: \$8,118,000

Requesting Agency ITD

Funding Source: Future GARVEE

	2008	2009	2010	2011	2012	PD
Preliminary Engineering (PE)	\$0	\$0	\$0	\$0	\$0	\$0
Preliminary Engineering Consulting (PC)	\$0	\$0	\$0	\$0	\$0	\$0
Right-of-Way (RW)	\$0	\$0	\$0	\$0	\$0	\$0
Utilities (UT)	\$0	\$0	\$0	\$0	\$0	\$0
Construction Engineering (CE)	\$1,060,000	\$0	\$0	\$0	\$0	\$0
Construction (CN)	\$0	\$0	\$7,058,000	\$0	\$0	\$0
Yearly Project Cost*	\$1,060,000	\$0	\$7,058,000	\$0	\$0	\$0



I-84, Garrity Interchange

Key # : 10915

Widen mainline bridges to carry three (3) lanes each direction. FY2008 GARVEE funding portion.

Project Year: 2010
Previous Expenditures: \$0
Local Match: 100.00%
Local Share: \$973,000
Federal Share: \$0
Total Project Cost: \$973,000

Requesting Agency ITD

Funding Source: FY2008 GARVEE

	2008	2009	2010	2011	2012	PD
Preliminary Engineering (PE)	\$54,000	\$0	\$0	\$0	\$0	\$0
Preliminary Engineering Consulting (PC)	\$919,000	\$0	\$0	\$0	\$0	\$0
Right-of-Way (RW)	\$0	\$0	\$0	\$0	\$0	\$0
Utilities (UT)	\$0	\$0	\$0	\$0	\$0	\$0
Construction Engineering (CE)	\$0	\$0	\$0	\$0	\$0	\$0
Construction (CN)	\$0	\$0	\$0	\$0	\$0	\$0
Yearly Project Cost*	\$973,000	\$0	\$0	\$0	\$0	\$0



I-84, Garrity Interchange to Franklin Interchange

Key # : 10916

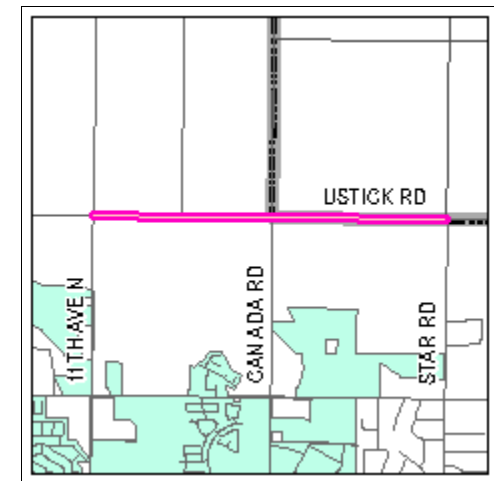
Widen to three (3) lanes in each direction. Includes replacement of the 11th Avenue overpass. Future GARVEE funding portion. Funding and projects shown beyond FY2008 are pending subject to further review and annual approval from the Idaho Legislature.

Project Year: 2010
 Previous Expenditures: \$0
 Local Match: 100.00%
 Local Share: \$59,520,000
 Federal Share: \$0
 Total Project Cost: \$59,520,000

Requesting Agency ITD

Funding Source: Future GARVEE

	2008	2009	2010	2011	2012	PD
Preliminary Engineering (PE)	\$0	\$0	\$0	\$0	\$0	\$0
Preliminary Engineering Consulting (PC)	\$0	\$0	\$0	\$0	\$0	\$0
Right-of-Way (RW)	\$0	\$0	\$0	\$0	\$0	\$0
Utilities (UT)	\$0	\$0	\$0	\$0	\$0	\$0
Construction Engineering (CE)	\$7,765,000	\$0	\$0	\$0	\$0	\$0
Construction (CN)	\$0	\$0	\$51,755,000	\$0	\$0	\$0
Yearly Project Cost*	\$7,765,000	\$0	\$51,755,000	\$0	\$0	\$0



I-84, Garrity Interchange to Franklin Interchange

Key # : 10916

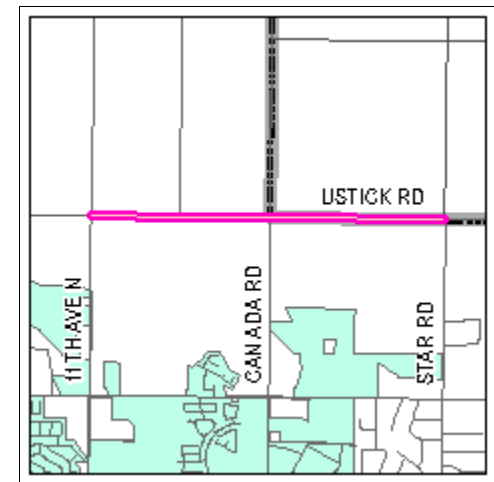
Widen to three (3) lanes in each direction. Includes replacement of the 11th Avenue overpass. FY2008 GARVEE funding portion.

Project Year: 2010
 Previous Expenditures: \$0
 Local Match: 100.00%
 Local Share: \$7,742,000
 Federal Share: \$0
 Total Project Cost: \$7,742,000

Requesting Agency ITD

Funding Source: FY2008 GARVEE

	2008	2009	2010	2011	2012	PD
Preliminary Engineering (PE)	\$54,000	\$0	\$0	\$0	\$0	\$0
Preliminary Engineering Consulting (PC)	\$7,083,000	\$0	\$0	\$0	\$0	\$0
Right-of-Way (RW)	\$605,000	\$0	\$0	\$0	\$0	\$0
Utilities (UT)	\$0	\$0	\$0	\$0	\$0	\$0
Construction Engineering (CE)	\$0	\$0	\$0	\$0	\$0	\$0
Construction (CN)	\$0	\$0	\$0	\$0	\$0	\$0
Yearly Project Cost*	\$7,742,000	\$0	\$0	\$0	\$0	\$0



I-84, Garrity Interchange to Meridian Interchange Milling and Temporary Widening Key # : 11001

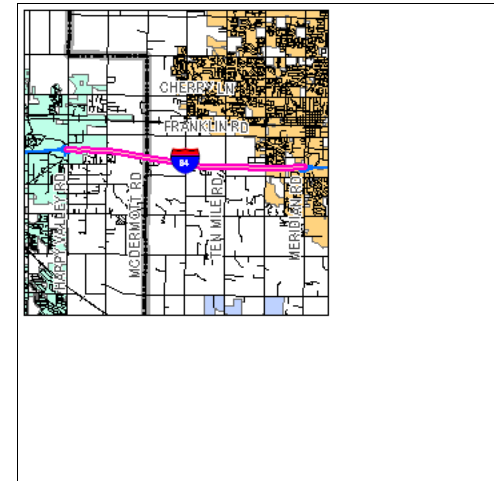
Project to mill and temporarily widen I-84 between the Garrity Interchange and Meridian Interchange. FY2006-2007 GARVEE funding portion. Total = \$1,523,000 (50% Ada County and 50% Canyon County) Nampa Urbanized Area and FY2006-2007 GARVEE funding portion.

Project Year:	2008
Previous Expenditures:	\$9,459,000
Local Match:	100.00%
Local Share:	\$762,000
Federal Share:	\$0
Total Project Cost:	<u>\$762,000</u>

Requesting Agency ITD

Funding Source: FY2006-2007 GARVEE

	2008	2009	2010	2011	2012	PD
Preliminary Engineering (PE)	\$0	\$0	\$0	\$0	\$0	\$0
Preliminary Engineering Consulting (PC)	\$0	\$0	\$0	\$0	\$0	\$0
Right-of-Way (RW)	\$0	\$0	\$0	\$0	\$0	\$0
Utilities (UT)	\$0	\$0	\$0	\$0	\$0	\$0
Construction Engineering (CE)	\$159,000	\$0	\$0	\$0	\$0	\$0
Construction (CN)	\$603,000	\$0	\$0	\$0	\$0	\$0
Yearly Project Cost*	\$762,000	\$0	\$0	\$0	\$0	\$0



I-84, Garrity Interchange to Meridian Interchange, Design Phase

Key # : 10459

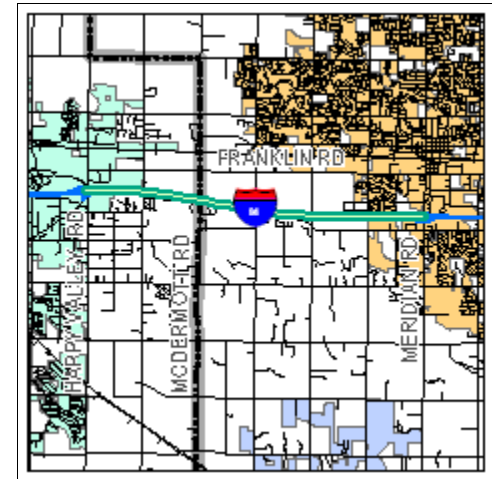
Reconstruct and add third lane each direction for additional capacity from Meridian Interchange to Garrity Interchange. Design includes provisions for a fourth lane and replacement of the Black Cat Road and Robinson Road overpasses. Total = \$3,673,000 (50% Ada County and 50% Canyon County) Nampa Urbanized Area and FY2008 GARVEE funding portion.

Project Year: 2008
 Previous Expenditures: \$9,459,000
 Local Match: 100.00%
 Local Share: \$1,837,000
 Federal Share: \$0
 Total Project Cost: \$1,837,000

Requesting Agency ITD

Funding Source: FY2008 GARVEE

	2008	2009	2010	2011	2012	PD
Preliminary Engineering (PE)	\$25,000	\$0	\$0	\$0	\$0	\$0
Preliminary Engineering Consulting (PC)	\$1,812,000	\$0	\$0	\$0	\$0	\$0
Right-of-Way (RW)	\$0	\$0	\$0	\$0	\$0	\$0
Utilities (UT)	\$0	\$0	\$0	\$0	\$0	\$0
Construction Engineering (CE)	\$0	\$0	\$0	\$0	\$0	\$0
Construction (CN)	\$0	\$0	\$0	\$0	\$0	\$0
Yearly Project Cost*	\$1,837,000	\$0	\$0	\$0	\$0	\$0



I-84, Garrity Interchange to Meridian Interchange, Median Phase (10459)

Key # : 11003

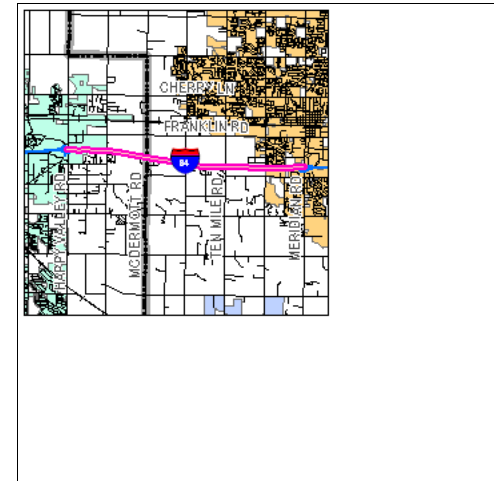
Median phase of the widening project on I-84 between the Garrity Interchange and Meridian Interchange. Total = \$3,544,000 (50% Ada County and 50% Canyon County) Nampa Urbanized Area and FY2006-2007 GARVEE funding portion.

Project Year: 2008
 Previous Expenditures: \$9,459,000
 Local Match: 100.00%
 Local Share: \$1,773,000
 Federal Share: \$0
 Total Project Cost: \$1,773,000

Requesting Agency ITD

Funding Source: FY2006-2007 GARVEE

	2008	2009	2010	2011	2012	PD
Preliminary Engineering (PE)	\$0	\$0	\$0	\$0	\$0	\$0
Preliminary Engineering Consulting (PC)	\$0	\$0	\$0	\$0	\$0	\$0
Right-of-Way (RW)	\$0	\$0	\$0	\$0	\$0	\$0
Utilities (UT)	\$0	\$0	\$0	\$0	\$0	\$0
Construction Engineering (CE)	\$355,000	\$0	\$0	\$0	\$0	\$0
Construction (CN)	\$1,418,000	\$0	\$0	\$0	\$0	\$0
Yearly Project Cost*	\$1,773,000	\$0	\$0	\$0	\$0	\$0



I-84, Garrity Interchange to Meridian Interchange, Reconstruction Phase (10459)

Key # : 11005

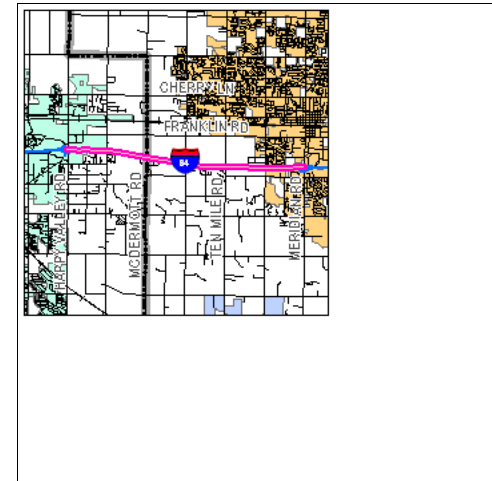
Reconstruction phase of the widening project on I-84 between the Garrity Interchange and Meridian Interchange, including ramps at the Meridian Interchange. Total = \$2,680,000 (50% Ada County and 50% Canyon County) Nampa Urbanized Area and FY2006-2007 GARVEE funding portion.

Project Year: 2008
 Previous Expenditures: \$9,459,000
 Local Match: 100.00%
 Local Share: \$1,340,000
 Federal Share: \$0
 Total Project Cost: \$1,340,000

Requesting Agency ITD

Funding Source: FY2006-2007 GARVEE

	2008	2009	2010	2011	2012	PD
Preliminary Engineering (PE)	\$0	\$0	\$0	\$0	\$0	\$0
Preliminary Engineering Consulting (PC)	\$0	\$0	\$0	\$0	\$0	\$0
Right-of-Way (RW)	\$0	\$0	\$0	\$0	\$0	\$0
Utilities (UT)	\$0	\$0	\$0	\$0	\$0	\$0
Construction Engineering (CE)	\$1,340,000	\$0	\$0	\$0	\$0	\$0
Construction (CN)	\$0	\$0	\$0	\$0	\$0	\$0
Yearly Project Cost*	\$1,340,000	\$0	\$0	\$0	\$0	\$0



I-84, Garrity Interchange to Meridian Interchange, Reconstruction Phase (10459)

Key # : 11005

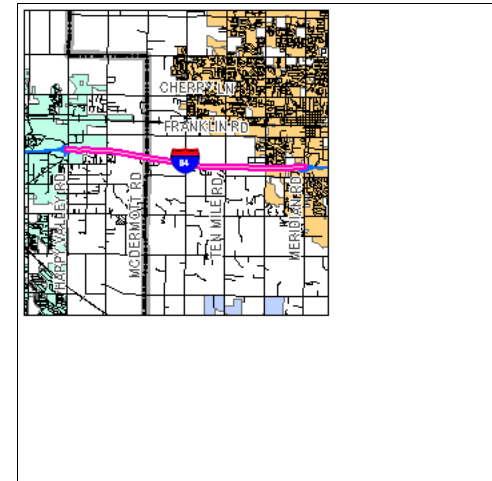
Reconstruction phase of the widening project on I-84 between the Garrity Interchange and Meridian Interchange, including ramps at the Meridian Interchange. Total = \$81,209,000 (50% Ada County and 50% Canyon County) Nampa Urbanized Area and FY2008 GARVEE funding portion.

Project Year: 2008
 Previous Expenditures: \$9,459,000
 Local Match: 0.00%
 Local Share: \$0
 Federal Share: \$40,605,000
 Total Project Cost: \$40,605,000

Requesting Agency ITD

Funding Source: FY2008 GARVEE

	2008	2009	2010	2011	2012	PD
Preliminary Engineering (PE)	\$0	\$0	\$0	\$0	\$0	\$0
Preliminary Engineering Consulting (PC)	\$0	\$0	\$0	\$0	\$0	\$0
Right-of-Way (RW)	\$0	\$0	\$0	\$0	\$0	\$0
Utilities (UT)	\$0	\$0	\$0	\$0	\$0	\$0
Construction Engineering (CE)	\$7,827,000	\$0	\$0	\$0	\$0	\$0
Construction (CN)	\$32,778,000	\$0	\$0	\$0	\$0	\$0
Yearly Project Cost*	\$40,605,000	\$0	\$0	\$0	\$0	\$0



I-84, Garrity Interchange to Meridian Interchange, Traffic Control Phase (10459)

Key # : 11006

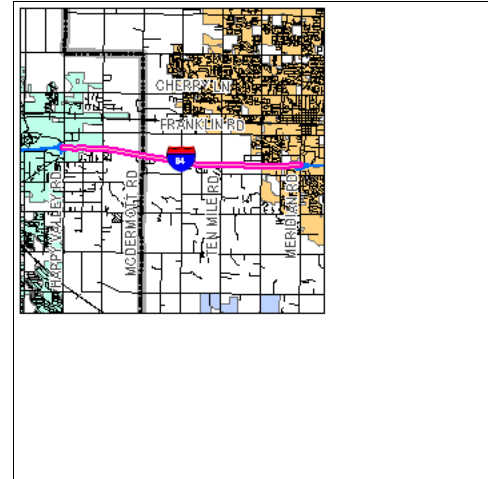
Traffic control phase for the widening project on I-84 between Garrity Interchange and Meridian Interchange. Total = \$4,023,000 (50% Ada County and 50% Canyon County) Nampa Urbanized Area and FY2006-2007 GARVEE funding portion.

Project Year: 2008
 Previous Expenditures: \$9,459,000
 Local Match: 100.00%
 Local Share: \$2,012,000
 Federal Share: \$0
 Total Project Cost: \$2,012,000

Requesting Agency ITD

Funding Source: FY2006-2007 GARVEE

	2008	2009	2010	2011	2012	PD
Preliminary Engineering (PE)	\$0	\$0	\$0	\$0	\$0	\$0
Preliminary Engineering Consulting (PC)	\$0	\$0	\$0	\$0	\$0	\$0
Right-of-Way (RW)	\$0	\$0	\$0	\$0	\$0	\$0
Utilities (UT)	\$0	\$0	\$0	\$0	\$0	\$0
Construction Engineering (CE)	\$403,000	\$0	\$0	\$0	\$0	\$0
Construction (CN)	\$1,609,000	\$0	\$0	\$0	\$0	\$0
Yearly Project Cost*	\$2,012,000	\$0	\$0	\$0	\$0	\$0



I-84, Karcher Interchange to Five Mile Road

Key # : 10002

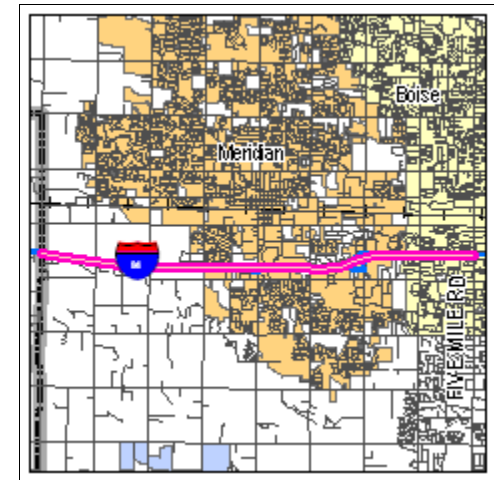
Start preliminary engineering and environmental studies for sixteen (16) miles of I-84 from Karcher Interchange to Five Mile Road. Total project cost is \$1,452,000 (35% Ada County and 65% Canyon County). Canyon County portion.

Project Year: 2008
 Previous Expenditures: \$7,778,000
 Local Match: 100.00%
 Local Share: \$944,000
 Federal Share: \$0
 Total Project Cost: \$944,000

Requesting Agency ITD

Funding Source: FY2008 GARVEE

	2008	2009	2010	2011	2012	PD
Preliminary Engineering (PE)	\$0	\$0	\$0	\$0	\$0	\$0
Preliminary Engineering Consulting (PC)	\$0	\$0	\$0	\$0	\$0	\$0
Right-of-Way (RW)	\$944,000	\$0	\$0	\$0	\$0	\$0
Utilities (UT)	\$0	\$0	\$0	\$0	\$0	\$0
Construction Engineering (CE)	\$0	\$0	\$0	\$0	\$0	\$0
Construction (CN)	\$0	\$0	\$0	\$0	\$0	\$0
Yearly Project Cost*	\$944,000	\$0	\$0	\$0	\$0	\$0



I-84, Karcher Road Interchange, Nampa

Construct new interchange. Connecting Idaho federal funding portion.

Key # : 03214

Project Year: 2008

Previous Expenditures: \$44,129,000

Local Match: 7.73%

Local Share: \$386,500

Federal Share: \$4,613,500

Total Project Cost: \$5,000,000

Requesting Agency ITD

Funding Source: Expansion

	2008	2009	2010	2011	2012	PD
Preliminary Engineering (PE)	\$0	\$0	\$0	\$0	\$0	\$0
Preliminary Engineering Consulting (PC)	\$0	\$0	\$0	\$0	\$0	\$0
Right-of-Way (RW)	\$0	\$0	\$0	\$0	\$0	\$0
Utilities (UT)	\$0	\$0	\$0	\$0	\$0	\$0
Construction Engineering (CE)	\$0	\$0	\$0	\$0	\$0	\$0
Construction (CN)	\$5,000,000	\$0	\$0	\$0	\$0	\$0
Yearly Project Cost*	\$5,000,000	\$0	\$0	\$0	\$0	\$0



I-84, Meridian Road to Garrity Boulevard

Key # : 09733

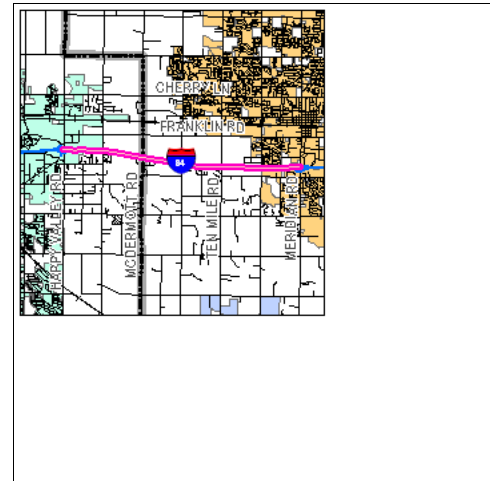
Install six (6) miles of fiber optic cable along I-84 in an existing ITD underground conduit. Install five (5) closed circuit television (CCTV) cameras at one mile intervals on 50-foot poles. Install eleven (11) vehicle detector stations at half-mile intervals. These detectors will be installed on 30-foot poles and will be able to determine vehicle speeds, vehicle counts, and determine lane occupancy. Total project cost is \$430,000 (67% Ada County and 33% Canyon County). Canyon County portion.

Project Year: 2008
Previous Expenditures: \$5,000
Local Match: 7.34%
Local Share: \$10,415
Federal Share: \$131,485
Total Project Cost: \$141,900

Requesting Agency ITD

Funding Source: CMAQ

	2008	2009	2010	2011	2012	PD
Preliminary Engineering (PE)	\$0	\$0	\$0	\$0	\$0	\$0
Preliminary Engineering Consulting (PC)	\$9,900	\$0	\$0	\$0	\$0	\$0
Right-of-Way (RW)	\$0	\$0	\$0	\$0	\$0	\$0
Utilities (UT)	\$0	\$0	\$0	\$0	\$0	\$0
Construction Engineering (CE)	\$4,950	\$0	\$0	\$0	\$0	\$0
Construction (CN)	\$127,050	\$0	\$0	\$0	\$0	\$0
Yearly Project Cost*	\$141,900	\$0	\$0	\$0	\$0	\$0



I-84, Robinson Road and Black Cat Road Bridge Reconstruction (10459)

Key # : 11007

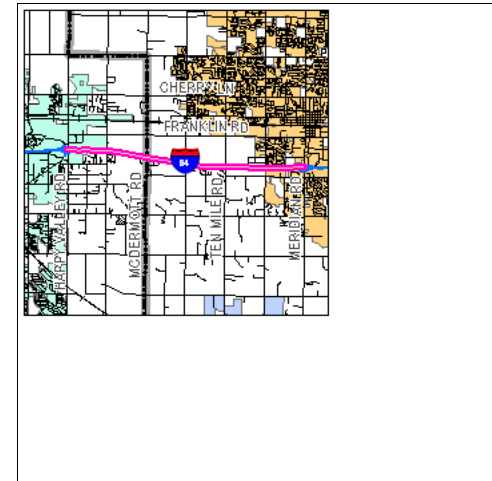
Widen the Robinson Road and Black Cat Road bridges to accommodate the widening project on I-84 from Garrity Interchange to Meridian Interchange. Total = \$16,526,000 (50% Ada County and 50% Canyon County) Nampa Urbanized Area and FY2006-2007 GARVEE funding portion.

Project Year: 2008
 Previous Expenditures: \$9,459,000
 Local Match: 100.00%
 Local Share: \$8,264,000
 Federal Share: \$0
 Total Project Cost: \$8,264,000

Requesting Agency ITD

Funding Source: FY2006-2007 GARVEE

	2008	2009	2010	2011	2012	PD
Preliminary Engineering (PE)	\$25,000	\$0	\$0	\$0	\$0	\$0
Preliminary Engineering Consulting (PC)	\$917,000	\$0	\$0	\$0	\$0	\$0
Right-of-Way (RW)	\$0	\$0	\$0	\$0	\$0	\$0
Utilities (UT)	\$0	\$0	\$0	\$0	\$0	\$0
Construction Engineering (CE)	\$1,653,000	\$0	\$0	\$0	\$0	\$0
Construction (CN)	\$5,669,000	\$0	\$0	\$0	\$0	\$0
Yearly Project Cost*	\$8,264,000	\$0	\$0	\$0	\$0	\$0



I-84, Study Franklin Road to Karcher Interchange

Study for major widening on I-84.

Key # : 11252


Project Year: 2008
Previous Expenditures: \$0
Local Match: 7.34%
Local Share: \$7,340
Federal Share: \$92,660
Total Project Cost: \$100,000

Requesting Agency ITD

Funding Source: Feasibility and Early Environment

Total Project Cost: \$100,000

	2008	2009	2010	2011	2012	PD
Preliminary Engineering (PE)	\$100,000	\$0	\$0	\$0	\$0	\$0
Preliminary Engineering Consulting (PC)	\$0	\$0	\$0	\$0	\$0	\$0
Right-of-Way (RW)	\$0	\$0	\$0	\$0	\$0	\$0
Utilities (UT)	\$0	\$0	\$0	\$0	\$0	\$0
Construction Engineering (CE)	\$0	\$0	\$0	\$0	\$0	\$0
Construction (CN)	\$0	\$0	\$0	\$0	\$0	\$0
Yearly Project Cost*	\$100,000	\$0	\$0	\$0	\$0	\$0



Intersection of Cemetery Road and SH 44, Middleton

Key # : 09513

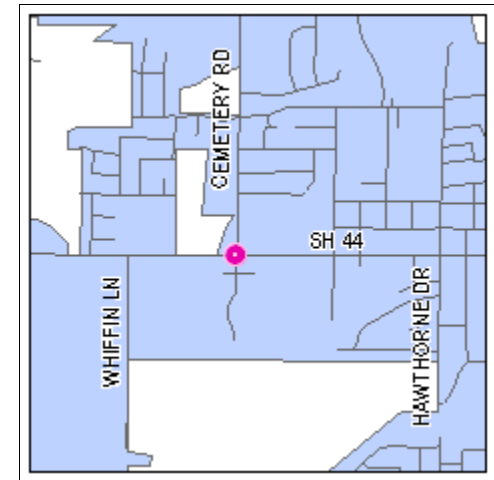
Realign; add turn and acceleration lanes for Urban four (4)-lane. Advance construction beginning in 2008 with payback through 2009.

Project Year: 2008
 Previous Expenditures: \$162,000
 Local Match: 7.34%
 Local Share: \$63,124
 Federal Share: \$796,876
 Total Project Cost: \$860,000

Requesting Agency City of Middleton

Funding Source: STP-U

	2008	2009	2010	2011	2012	PD
Preliminary Engineering (PE)	\$0	\$0	\$0	\$0	\$0	\$0
Preliminary Engineering Consulting (PC)	\$0	\$0	\$0	\$0	\$0	\$0
Right-of-Way (RW)	\$200,000	\$0	\$0	\$0	\$0	\$0
Utilities (UT)	\$0	\$0	\$0	\$0	\$0	\$0
Construction Engineering (CE)	\$40,000	\$20,000	\$0	\$0	\$0	\$0
Construction (CN)	\$480,000	\$120,000	\$0	\$0	\$0	\$0
Yearly Project Cost*	\$720,000	\$140,000	\$0	\$0	\$0	\$0



Intersection of Franklin Road and 21st Avenue, Caldwell

Key # : 08075

Minor widening and resurfacing. The City of Caldwell is seeking shared funding with the Idaho Transportation Department. Project coordinated with key numbers 09991 and H340.

Project Year: 2008
Previous Expenditures: \$410,000
Local Match: 7.34%
Local Share: \$219,557
Federal Share: \$2,771,686
Total Project Cost: \$2,991,243

Requesting Agency City of Caldwell

Funding Source: STP-U

	2008	2009	2010	2011	2012	PD
Preliminary Engineering (PE)	\$0	\$0	\$0	\$0	\$0	\$0
Preliminary Engineering Consulting (PC)	\$0	\$0	\$0	\$0	\$0	\$0
Right-of-Way (RW)	\$0	\$0	\$0	\$0	\$0	\$0
Utilities (UT)	\$0	\$0	\$0	\$0	\$0	\$0
Construction Engineering (CE)	\$340,000	\$0	\$0	\$0	\$0	\$0
Construction (CN)	\$2,651,243	\$0	\$0	\$0	\$0	\$0
Yearly Project Cost*	\$2,991,243	\$0	\$0	\$0	\$0	\$0



Intersection of Linden Street and 10th Avenue

Key # : 09195

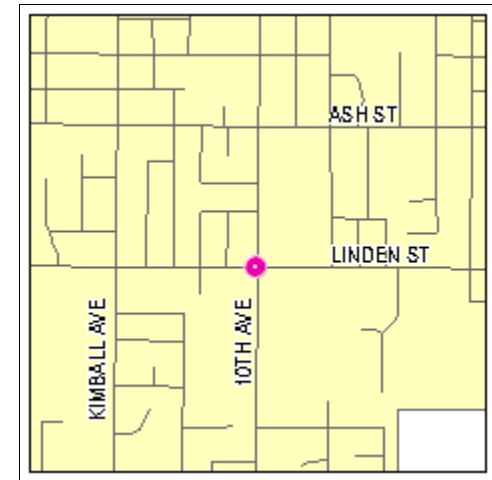
Signalization at Linden Street and 10th Avenue intersection plus short approaches on each of the four legs.

Project Year: 2008
 Previous Expenditures: \$412,000
 Local Match: 7.34%
 Local Share: \$58,838
 Federal Share: \$742,764
 Total Project Cost: \$801,602

Requesting Agency City of Caldwell

Funding Source: STP-U

	2008	2009	2010	2011	2012	PD
Preliminary Engineering (PE)	\$0	\$0	\$0	\$0	\$0	\$0
Preliminary Engineering Consulting (PC)	\$0	\$0	\$0	\$0	\$0	\$0
Right-of-Way (RW)	\$0	\$0	\$0	\$0	\$0	\$0
Utilities (UT)	\$0	\$0	\$0	\$0	\$0	\$0
Construction Engineering (CE)	\$90,000	\$0	\$0	\$0	\$0	\$0
Construction (CN)	\$711,602	\$0	\$0	\$0	\$0	\$0
Yearly Project Cost*	\$801,602	\$0	\$0	\$0	\$0	\$0



Intersection of Logan Street and 10th Avenue

Key # : 09510

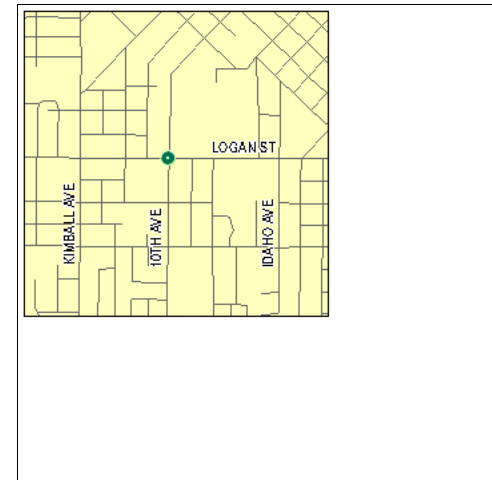
Signalization at Logan Street and 10th Avenue intersection plus short approaches on each of the four legs.

Project Year:	2009
Previous Expenditures:	\$153,000
Local Match:	7.34%
Local Share:	\$40,370
Federal Share:	\$509,630
Total Project Cost:	<u>\$550,000</u>

Requesting Agency City of Caldwell

Funding Source: STP-U

	2008	2009	2010	2011	2012	PD
Preliminary Engineering (PE)	\$0	\$0	\$0	\$0	\$0	\$0
Preliminary Engineering Consulting (PC)	\$0	\$0	\$0	\$0	\$0	\$0
Right-of-Way (RW)	\$50,000	\$0	\$0	\$0	\$0	\$0
Utilities (UT)	\$0	\$0	\$0	\$0	\$0	\$0
Construction Engineering (CE)	\$0	\$70,000	\$0	\$0	\$0	\$0
Construction (CN)	\$0	\$430,000	\$0	\$0	\$0	\$0
Yearly Project Cost*	\$50,000	\$500,000	\$0	\$0	\$0	\$0



Intersection of Star Road and Franklin Road

Key # : 09989

Intersection improvements.

Project Year: 2012

Previous Expenditures: \$163,000

Local Match: 7.34%

Local Share: \$150,764

Federal Share: \$1,903,236

Total Project Cost: \$2,054,000

Requesting Agency City of Nampa

Funding Source: STP-U

	2008	2009	2010	2011	2012	PD
Preliminary Engineering (PE)	\$0	\$0	\$0	\$0	\$0	\$0
Preliminary Engineering Consulting (PC)	\$0	\$0	\$0	\$0	\$0	\$0
Right-of-Way (RW)	\$0	\$653,000	\$0	\$0	\$0	\$0
Utilities (UT)	\$0	\$75,000	\$0	\$0	\$0	\$0
Construction Engineering (CE)	\$0	\$0	\$0	\$0	\$221,000	\$0
Construction (CN)	\$0	\$0	\$0	\$0	\$1,105,000	\$0
Yearly Project Cost*	\$0	\$728,000	\$0	\$0	\$1,326,000	\$0



Metropolitan Planning - FY2008

Key # : 10688

MPO planning funds from the Federal Highway Administration. Total \$985,574. Canyon County portion.

Project Year: 2008
 Previous Expenditures: \$0
 Local Match: 7.34%
 Local Share: \$18,823
 Federal Share: \$237,623
 Total Project Cost: \$256,446

Requesting Agency COMPASS

Funding Source: Other Federal

	2008	2009	2010	2011	2012	PD
Preliminary Engineering (PE)	\$0	\$0	\$0	\$0	\$0	\$0
Preliminary Engineering Consulting (PC)	\$0	\$0	\$0	\$0	\$0	\$0
Right-of-Way (RW)	\$0	\$0	\$0	\$0	\$0	\$0
Utilities (UT)	\$0	\$0	\$0	\$0	\$0	\$0
Construction Engineering (CE)	\$0	\$0	\$0	\$0	\$0	\$0
Construction (CN)	\$256,446	\$0	\$0	\$0	\$0	\$0
Yearly Project Cost*	\$256,446	\$0	\$0	\$0	\$0	\$0



Metropolitan Planning - FY2009

MPO planning funds from the Federal Highway Administration. Total \$1,001,246. Canyon County portion.

Key # : 10693

Project Year: 2009
Previous Expenditures: \$0
Local Match: 7.34%
Local Share: \$19,122
Federal Share: \$241,402
Total Project Cost: \$260,524

Requesting Agency COMPASS

Funding Source: Other Federal

	2008	2009	2010	2011	2012	PD
Preliminary Engineering (PE)	\$0	\$0	\$0	\$0	\$0	\$0
Preliminary Engineering Consulting (PC)	\$0	\$0	\$0	\$0	\$0	\$0
Right-of-Way (RW)	\$0	\$0	\$0	\$0	\$0	\$0
Utilities (UT)	\$0	\$0	\$0	\$0	\$0	\$0
Construction Engineering (CE)	\$0	\$0	\$0	\$0	\$0	\$0
Construction (CN)	\$0	\$260,524	\$0	\$0	\$0	\$0
Yearly Project Cost*	\$0	\$260,524	\$0	\$0	\$0	\$0



Metropolitan Planning - FY2010

MPO planning funds from the Federal Highway Administration. Total \$1,001,246. Canyon County portion.

Key # : 10698

Project Year: 2010
Previous Expenditures: \$0
Local Match: 7.34%
Local Share: \$19,122
Federal Share: \$241,402
Total Project Cost: \$260,524

Requesting Agency COMPASS

Funding Source: Other Federal

	2008	2009	2010	2011	2012	PD
Preliminary Engineering (PE)	\$0	\$0	\$0	\$0	\$0	\$0
Preliminary Engineering Consulting (PC)	\$0	\$0	\$0	\$0	\$0	\$0
Right-of-Way (RW)	\$0	\$0	\$0	\$0	\$0	\$0
Utilities (UT)	\$0	\$0	\$0	\$0	\$0	\$0
Construction Engineering (CE)	\$0	\$0	\$0	\$0	\$0	\$0
Construction (CN)	\$0	\$0	\$260,524	\$0	\$0	\$0
Yearly Project Cost*	\$0	\$0	\$260,524	\$0	\$0	\$0



Metropolitan Planning - FY2011

MPO planning funds from the Federal Highway Administration. Total \$1,001,246. Canyon County portion.

Key # : H942

Project Year: 2011
Previous Expenditures: \$0
Local Match: 7.34%
Local Share: \$19,122
Federal Share: \$241,402
Total Project Cost: \$260,524

Requesting Agency COMPASS

Funding Source: Other Federal

	2008	2009	2010	2011	2012	PD
Preliminary Engineering (PE)	\$0	\$0	\$0	\$0	\$0	\$0
Preliminary Engineering Consulting (PC)	\$0	\$0	\$0	\$0	\$0	\$0
Right-of-Way (RW)	\$0	\$0	\$0	\$0	\$0	\$0
Utilities (UT)	\$0	\$0	\$0	\$0	\$0	\$0
Construction Engineering (CE)	\$0	\$0	\$0	\$0	\$0	\$0
Construction (CN)	\$0	\$0	\$0	\$260,524	\$0	\$0
Yearly Project Cost*	\$0	\$0	\$0	\$260,524	\$0	\$0



Metropolitan Planning - FY2012

MPO planning funds from the Federal Highway Administration. Total \$1,001,246. Canyon County portion.

Key # : H950

Project Year: 2012
Previous Expenditures: \$0
Local Match: 7.34%
Local Share: \$19,122
Federal Share: \$241,402
Total Project Cost: \$260,524

Requesting Agency COMPASS

Funding Source: Other Federal

	2008	2009	2010	2011	2012	PD
Preliminary Engineering (PE)	\$0	\$0	\$0	\$0	\$0	\$0
Preliminary Engineering Consulting (PC)	\$0	\$0	\$0	\$0	\$0	\$0
Right-of-Way (RW)	\$0	\$0	\$0	\$0	\$0	\$0
Utilities (UT)	\$0	\$0	\$0	\$0	\$0	\$0
Construction Engineering (CE)	\$0	\$0	\$0	\$0	\$0	\$0
Construction (CN)	\$0	\$0	\$0	\$0	\$260,524	\$0
Yearly Project Cost*	\$0	\$0	\$0	\$0	\$260,524	\$0



Metropolitan Planning - Transit - FY2008

Key # : 10194

MPO planning funds at statewide level from the Federal Transit Administration. Total \$353,000. Canyon County portion.

Project Year: 2008
 Previous Expenditures: \$0
 Local Match: 7.36%
 Local Share: \$4,442
 Federal Share: \$55,913
 Total Project Cost: \$60,355

Requesting Agency COMPASS

Funding Source: Other Federal

	2008	2009	2010	2011	2012	PD
Preliminary Engineering (PE)	\$0	\$0	\$0	\$0	\$0	\$0
Preliminary Engineering Consulting (PC)	\$0	\$0	\$0	\$0	\$0	\$0
Right-of-Way (RW)	\$0	\$0	\$0	\$0	\$0	\$0
Utilities (UT)	\$0	\$0	\$0	\$0	\$0	\$0
Construction Engineering (CE)	\$0	\$0	\$0	\$0	\$0	\$0
Construction (CN)	\$60,355	\$0	\$0	\$0	\$0	\$0
Yearly Project Cost*	\$60,355	\$0	\$0	\$0	\$0	\$0



MPO Transportation Planning Activities - FY2008

Key # : 09198

Assist COMPASS in meeting federal transportation planning responsibilities. Canyon County portion.

Project Year: 2008
 Previous Expenditures: \$0
 Local Match: 7.34%
 Local Share: \$1,982
 Federal Share: \$25,018
 Total Project Cost: \$27,000

Requesting Agency COMPASS

Funding Source: STP-U

	2008	2009	2010	2011	2012	PD
Preliminary Engineering (PE)	\$0	\$0	\$0	\$0	\$0	\$0
Preliminary Engineering Consulting (PC)	\$0	\$0	\$0	\$0	\$0	\$0
Right-of-Way (RW)	\$0	\$0	\$0	\$0	\$0	\$0
Utilities (UT)	\$0	\$0	\$0	\$0	\$0	\$0
Construction Engineering (CE)	\$0	\$0	\$0	\$0	\$0	\$0
Construction (CN)	\$27,000	\$0	\$0	\$0	\$0	\$0
Yearly Project Cost*	\$27,000	\$0	\$0	\$0	\$0	\$0



MPO Transportation Planning Activities - FY2009

Key # : 09512

Assist COMPASS in meeting federal transportation planning responsibilities. Canyon County portion.

Project Year: 2009
 Previous Expenditures: \$0
 Local Match: 7.34%
 Local Share: \$954
 Federal Share: \$12,046
 Total Project Cost: \$13,000

Requesting Agency COMPASS

Funding Source: STP-U

	2008	2009	2010	2011	2012	PD
Preliminary Engineering (PE)	\$0	\$0	\$0	\$0	\$0	\$0
Preliminary Engineering Consulting (PC)	\$0	\$0	\$0	\$0	\$0	\$0
Right-of-Way (RW)	\$0	\$0	\$0	\$0	\$0	\$0
Utilities (UT)	\$0	\$0	\$0	\$0	\$0	\$0
Construction Engineering (CE)	\$0	\$0	\$0	\$0	\$0	\$0
Construction (CN)	\$0	\$13,000	\$0	\$0	\$0	\$0
Yearly Project Cost*	\$0	\$13,000	\$0	\$0	\$0	\$0



North Middleton Road, SH 44 (Main Street) North Across Mill Slough

Rebuild to Urban four (4)-lane.

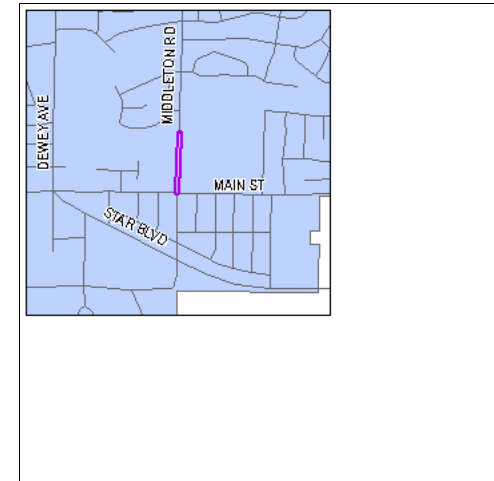
Key # : 09515

Project Year: 2010
Previous Expenditures: \$120,000
Local Match: 7.34%
Local Share: \$55,784
Federal Share: \$704,216
Total Project Cost: \$760,000

Requesting Agency City of Middleton

Funding Source: STP-U

	2008	2009	2010	2011	2012	PD
Preliminary Engineering (PE)	\$0	\$0	\$0	\$0	\$0	\$0
Preliminary Engineering Consulting (PC)	\$0	\$0	\$0	\$0	\$0	\$0
Right-of-Way (RW)	\$0	\$0	\$0	\$0	\$0	\$0
Utilities (UT)	\$0	\$0	\$0	\$0	\$0	\$0
Construction Engineering (CE)	\$0	\$0	\$80,000	\$0	\$0	\$0
Construction (CN)	\$0	\$0	\$680,000	\$0	\$0	\$0
Yearly Project Cost*	\$0	\$0	\$760,000	\$0	\$0	\$0



Northside Boulevard, UPRR Overpass, Nampa

Rehabilitate bridge.

Key # : 08945

Project Year: 2008

Previous Expenditures: \$61,000

Local Match: 7.34%

Local Share: \$94,686

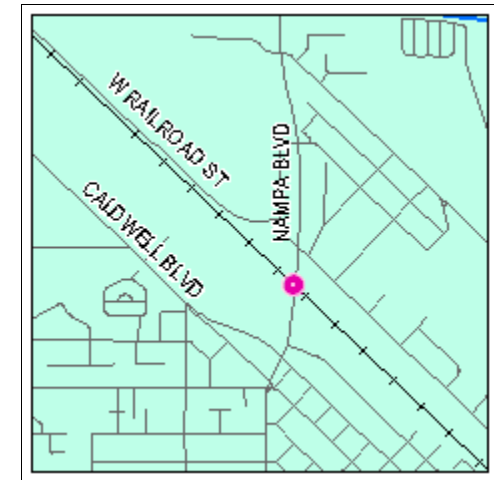
Federal Share: \$1,195,314

Total Project Cost: \$1,290,000

Requesting Agency City of Nampa

Funding Source: Bridge

	2008	2009	2010	2011	2012	PD
Preliminary Engineering (PE)	\$0	\$0	\$0	\$0	\$0	\$0
Preliminary Engineering Consulting (PC)	\$0	\$0	\$0	\$0	\$0	\$0
Right-of-Way (RW)	\$0	\$0	\$0	\$0	\$0	\$0
Utilities (UT)	\$0	\$0	\$0	\$0	\$0	\$0
Construction Engineering (CE)	\$150,000	\$0	\$0	\$0	\$0	\$0
Construction (CN)	\$1,140,000	\$0	\$0	\$0	\$0	\$0
Yearly Project Cost*	\$1,290,000	\$0	\$0	\$0	\$0	\$0



Rideshare, ACHD's Rideshare Program - FY2008

Key # : 09211

Continue and improve rideshare program and marketing. Operate a third-party vanpool program in multi-county area and coordinate vanpools. Canyon County portion.

Project Year: 2008
 Previous Expenditures: \$0
 Local Match: 0.00%
 Local Share: \$0
 Federal Share: \$55,000
 Total Project Cost: \$55,000

Requesting Agency ACHD

Funding Source: STP-U

	2008	2009	2010	2011	2012	PD
Preliminary Engineering (PE)	\$0	\$0	\$0	\$0	\$0	\$0
Preliminary Engineering Consulting (PC)	\$0	\$0	\$0	\$0	\$0	\$0
Right-of-Way (RW)	\$0	\$0	\$0	\$0	\$0	\$0
Utilities (UT)	\$0	\$0	\$0	\$0	\$0	\$0
Construction Engineering (CE)	\$0	\$0	\$0	\$0	\$0	\$0
Construction (CN)	\$55,000	\$0	\$0	\$0	\$0	\$0
Yearly Project Cost*	\$55,000	\$0	\$0	\$0	\$0	\$0



Rideshare, ACHD's Rideshare Program - FY2009

Key # : 09516

Continue and improve rideshare program and marketing. Operate a third-party vanpool program in multi-county area and coordinate vanpools. Canyon County portion.

Project Year: 2009
 Previous Expenditures: \$0
 Local Match: 0.00%
 Local Share: \$0
 Federal Share: \$55,000
 Total Project Cost: \$55,000

Requesting Agency ACHD

Funding Source: STP-U

	2008	2009	2010	2011	2012	PD
Preliminary Engineering (PE)	\$0	\$0	\$0	\$0	\$0	\$0
Preliminary Engineering Consulting (PC)	\$0	\$0	\$0	\$0	\$0	\$0
Right-of-Way (RW)	\$0	\$0	\$0	\$0	\$0	\$0
Utilities (UT)	\$0	\$0	\$0	\$0	\$0	\$0
Construction Engineering (CE)	\$0	\$0	\$0	\$0	\$0	\$0
Construction (CN)	\$0	\$55,000	\$0	\$0	\$0	\$0
Yearly Project Cost*	\$0	\$55,000	\$0	\$0	\$0	\$0



Rideshare, ACHD's Rideshare Program - FY2010

Key # : 10539

Continue and improve rideshare program and marketing. Operate a third-party vanpool program in multi-county area and coordinate vanpools.

Project Year: 2010
 Previous Expenditures: \$0
 Local Match: 0.00%
 Local Share: \$0
 Federal Share: \$55,000
 Total Project Cost: \$55,000

Requesting Agency ACHD

Funding Source: STP-U

	2008	2009	2010	2011	2012	PD
Preliminary Engineering (PE)	\$0	\$0	\$0	\$0	\$0	\$0
Preliminary Engineering Consulting (PC)	\$0	\$0	\$0	\$0	\$0	\$0
Right-of-Way (RW)	\$0	\$0	\$0	\$0	\$0	\$0
Utilities (UT)	\$0	\$0	\$0	\$0	\$0	\$0
Construction Engineering (CE)	\$0	\$0	\$0	\$0	\$0	\$0
Construction (CN)	\$0	\$0	\$55,000	\$0	\$0	\$0
Yearly Project Cost*	\$0	\$0	\$55,000	\$0	\$0	\$0



Rideshare, ACHD's Rideshare Program - FY2011

Key # : 10538

Continue and improve rideshare program and marketing. Operate a third-party vanpool program in multi-county area and coordinate vanpools. This project was advanced from FY2011.

Project Year: 2010
 Previous Expenditures: \$0
 Local Match: 0.00%
 Local Share: \$0
 Federal Share: \$55,000
 Total Project Cost: \$55,000

Requesting Agency ACHD

Funding Source: STP-U

	2008	2009	2010	2011	2012	PD
Preliminary Engineering (PE)	\$0	\$0	\$0	\$0	\$0	\$0
Preliminary Engineering Consulting (PC)	\$0	\$0	\$0	\$0	\$0	\$0
Right-of-Way (RW)	\$0	\$0	\$0	\$0	\$0	\$0
Utilities (UT)	\$0	\$0	\$0	\$0	\$0	\$0
Construction Engineering (CE)	\$0	\$0	\$0	\$0	\$0	\$0
Construction (CN)	\$0	\$0	\$55,000	\$0	\$0	\$0
Yearly Project Cost*	\$0	\$0	\$55,000	\$0	\$0	\$0



Rideshare, ACHD's Rideshare Program - FY2012

Key # : 11234

Continue and improve rideshare program and marketing. Operate a third-party vanpool program in multi-county area and coordinate vanpools. Canyon County portion.

Project Year: 2012
 Previous Expenditures: \$0
 Local Match: 0.00%
 Local Share: \$0
 Federal Share: \$55,000
 Total Project Cost: \$55,000

Requesting Agency ACHD

Funding Source: STP-U

	2008	2009	2010	2011	2012	PD
Preliminary Engineering (PE)	\$0	\$0	\$0	\$0	\$0	\$0
Preliminary Engineering Consulting (PC)	\$0	\$0	\$0	\$0	\$0	\$0
Right-of-Way (RW)	\$0	\$0	\$0	\$0	\$0	\$0
Utilities (UT)	\$0	\$0	\$0	\$0	\$0	\$0
Construction Engineering (CE)	\$0	\$0	\$0	\$0	\$0	\$0
Construction (CN)	\$0	\$0	\$0	\$0	\$55,000	\$0
Yearly Project Cost*	\$0	\$0	\$0	\$0	\$55,000	\$0



Rideshare, ACHD's Rideshare Program - PD

Key # : 11235


Continue and improve rideshare program and marketing. Operate a third-party vanpool program in multi-county area and coordinate vanpools. Canyon County portion.

Project Year: PD
 Previous Expenditures: \$0
 Local Match: 0.00%
 Local Share: \$0
 Federal Share: \$55,000
 Total Project Cost: \$55,000

Requesting Agency ACHD

Funding Source: STP-U

	2008	2009	2010	2011	2012	PD
Preliminary Engineering (PE)	\$0	\$0	\$0	\$0	\$0	\$0
Preliminary Engineering Consulting (PC)	\$0	\$0	\$0	\$0	\$0	\$0
Right-of-Way (RW)	\$0	\$0	\$0	\$0	\$0	\$0
Utilities (UT)	\$0	\$0	\$0	\$0	\$0	\$0
Construction Engineering (CE)	\$0	\$0	\$0	\$0	\$0	\$0
Construction (CN)	\$0	\$0	\$0	\$0	\$0	\$55,000
Yearly Project Cost*	\$0	\$0	\$0	\$0	\$0	\$55,000



SH 19, Wilder to Caldwell, Corridor Plan

Key # : 09973

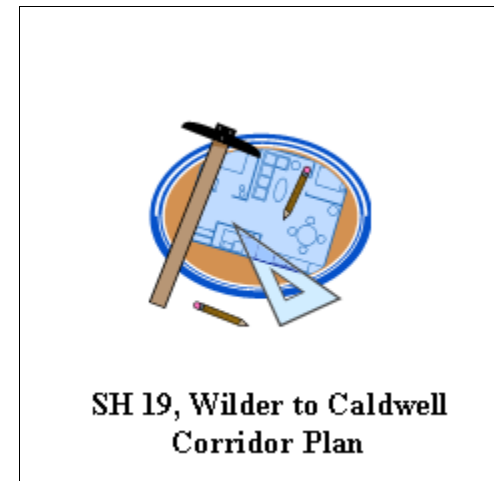
Study. Total project cost is \$200,000 (10% Nampa Urbanized Area and 90% Other Canyon County).
Nampa Urbanized Area portion.

Project Year: 2008
 Previous Expenditures: \$0
 Local Match: 7.34%
 Local Share: \$1,468
 Federal Share: \$18,532
 Total Project Cost: \$20,000

Requesting Agency ITD

Funding Source: Systems Planning

	2008	2009	2010	2011	2012	PD
Preliminary Engineering (PE)	\$1,000	\$0	\$0	\$0	\$0	\$0
Preliminary Engineering Consulting (PC)	\$19,000	\$0	\$0	\$0	\$0	\$0
Right-of-Way (RW)	\$0	\$0	\$0	\$0	\$0	\$0
Utilities (UT)	\$0	\$0	\$0	\$0	\$0	\$0
Construction Engineering (CE)	\$0	\$0	\$0	\$0	\$0	\$0
Construction (CN)	\$0	\$0	\$0	\$0	\$0	\$0
Yearly Project Cost*	\$20,000	\$0	\$0	\$0	\$0	\$0



SH 44, Corridor Preservation, I-84 Junction in Canyon County to Eagle Road

Key # : 07827

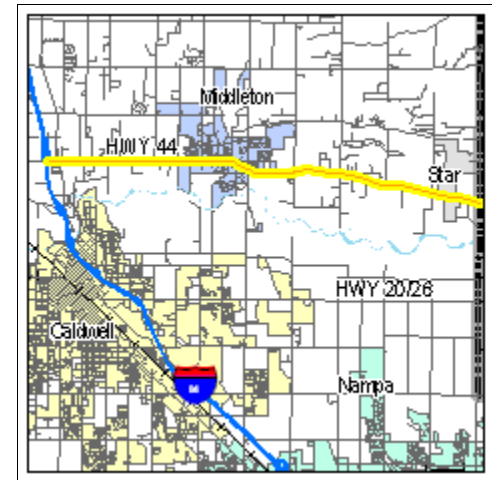
Preserve corridor for additional lanes. Total project cost is \$5,070,000 (41% Ada County and 59% Canyon County). Canyon County portion.

Project Year: 2012
 Previous Expenditures: \$3,215,000
 Local Match: 7.34%
 Local Share: \$219,539
 Federal Share: \$2,771,461
 Total Project Cost: \$2,991,000

Requesting Agency ITD

Funding Source: Expansion

	2008	2009	2010	2011	2012	PD
Preliminary Engineering (PE)	\$0	\$0	\$0	\$0	\$0	\$0
Preliminary Engineering Consulting (PC)	\$41,000	\$0	\$0	\$0	\$0	\$0
Right-of-Way (RW)	\$590,000	\$590,000	\$590,000	\$590,000	\$590,000	\$0
Utilities (UT)	\$0	\$0	\$0	\$0	\$0	\$0
Construction Engineering (CE)	\$0	\$0	\$0	\$0	\$0	\$0
Construction (CN)	\$0	\$0	\$0	\$0	\$0	\$0
Yearly Project Cost*	\$631,000	\$590,000	\$590,000	\$590,000	\$590,000	\$0



SH 45, Corridor Plan from Junction SH 78 to City of Nampa

Key # : 09971

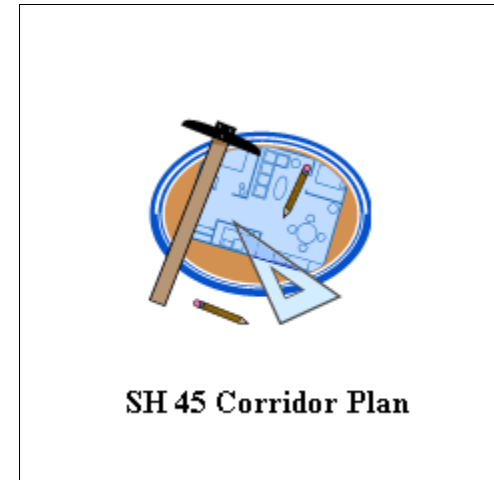
Develop a corridor plan for SH 45 from SH 78 to the City of Nampa. Total project cost is \$225,000. (4% Owyhee County, 48% Canyon County, and 48% Nampa Urbanized Area.) Nampa Urbanized Area portion.

Project Year: 2009
Previous Expenditures: \$0
Local Match: 7.34%
Local Share: \$7,927
Federal Share: \$100,073
Total Project Cost: \$108,000

Requesting Agency ITD

Funding Source: Systems Planning

	2008	2009	2010	2011	2012	PD
Preliminary Engineering (PE)	\$0	\$4,800	\$0	\$0	\$0	\$0
Preliminary Engineering Consulting (PC)	\$0	\$103,200	\$0	\$0	\$0	\$0
Right-of-Way (RW)	\$0	\$0	\$0	\$0	\$0	\$0
Utilities (UT)	\$0	\$0	\$0	\$0	\$0	\$0
Construction Engineering (CE)	\$0	\$0	\$0	\$0	\$0	\$0
Construction (CN)	\$0	\$0	\$0	\$0	\$0	\$0
Yearly Project Cost*	\$0	\$108,000	\$0	\$0	\$0	\$0



Transit - Capital and Safety and Security - FY2009

Provide associated capital maintenance, computer, office and communication equipment assistance.

Key # : 10813

Project Year: 2009
Previous Expenditures: \$0
Local Match: 20.00%
Local Share: \$11,250
Federal Share: \$45,000
Total Project Cost: \$56,250

Requesting Agency Valley Regional Transit

Funding Source: FTA 5307

	2008	2009	2010	2011	2012	PD
Preliminary Engineering (PE)	\$0	\$0	\$0	\$0	\$0	\$0
Preliminary Engineering Consulting (PC)	\$0	\$0	\$0	\$0	\$0	\$0
Right-of-Way (RW)	\$0	\$0	\$0	\$0	\$0	\$0
Utilities (UT)	\$0	\$0	\$0	\$0	\$0	\$0
Construction Engineering (CE)	\$0	\$0	\$0	\$0	\$0	\$0
Construction (CN)	\$0	\$56,250	\$0	\$0	\$0	\$0
Yearly Project Cost*	\$0	\$56,250	\$0	\$0	\$0	\$0



Transit - Capital Lease - FY2008

Provide vehicle lease for fixed line and demand response in the Nampa Urbanized Area.

Key # : 10096

Project Year: 2008
Previous Expenditures: \$0
Local Match: 17.00%
Local Share: \$47,723
Federal Share: \$233,000
Total Project Cost: \$280,723

Requesting Agency Valley Regional Transit

Funding Source: FTA 5307

	2008	2009	2010	2011	2012	PD
Preliminary Engineering (PE)	\$0	\$0	\$0	\$0	\$0	\$0
Preliminary Engineering Consulting (PC)	\$0	\$0	\$0	\$0	\$0	\$0
Right-of-Way (RW)	\$0	\$0	\$0	\$0	\$0	\$0
Utilities (UT)	\$0	\$0	\$0	\$0	\$0	\$0
Construction Engineering (CE)	\$0	\$0	\$0	\$0	\$0	\$0
Construction (CN)	\$280,723	\$0	\$0	\$0	\$0	\$0
Yearly Project Cost*	\$280,723	\$0	\$0	\$0	\$0	\$0



Transit - Capital Lease - FY2009

Key # : 10814

Provide vehicle lease for fixed line and demand response in the Nampa Urbanized Area.

Project Year: 2009

Previous Expenditures: \$0

Local Match: 17.00%

Local Share: \$59,602

Federal Share: \$291,000

Total Project Cost: \$350,602

Requesting Agency Valley Regional Transit

Funding Source: FTA 5307

	2008	2009	2010	2011	2012	PD
Preliminary Engineering (PE)	\$0	\$0	\$0	\$0	\$0	\$0
Preliminary Engineering Consulting (PC)	\$0	\$0	\$0	\$0	\$0	\$0
Right-of-Way (RW)	\$0	\$0	\$0	\$0	\$0	\$0
Utilities (UT)	\$0	\$0	\$0	\$0	\$0	\$0
Construction Engineering (CE)	\$0	\$0	\$0	\$0	\$0	\$0
Construction (CN)	\$0	\$350,602	\$0	\$0	\$0	\$0
Yearly Project Cost*	\$0	\$350,602	\$0	\$0	\$0	\$0



Transit - Capital Lease - FY2010

Provide vehicle lease for fixed line and demand response in the Nampa Urbanized Area.

Key # : 11367

Project Year: 2010
Previous Expenditures: \$0
Local Match: 17.00%
Local Share: \$47,723
Federal Share: \$233,000
Total Project Cost: \$280,723

Requesting Agency Valley Regional Transit

Funding Source: FTA 5307

	2008	2009	2010	2011	2012	PD
Preliminary Engineering (PE)	\$0	\$0	\$0	\$0	\$0	\$0
Preliminary Engineering Consulting (PC)	\$0	\$0	\$0	\$0	\$0	\$0
Right-of-Way (RW)	\$0	\$0	\$0	\$0	\$0	\$0
Utilities (UT)	\$0	\$0	\$0	\$0	\$0	\$0
Construction Engineering (CE)	\$0	\$0	\$0	\$0	\$0	\$0
Construction (CN)	\$0	\$0	\$280,723	\$0	\$0	\$0
Yearly Project Cost*	\$0	\$0	\$280,723	\$0	\$0	\$0



Transit - Capital Lease - FY2011

Provide vehicle lease for fixed line and demand response in the Nampa Urbanized Area.

Key # : 11373

Project Year: 2011
Previous Expenditures: \$0
Local Match: 17.00%
Local Share: \$98,723
Federal Share: \$482,000
Total Project Cost: \$580,723

Requesting Agency Valley Regional Transit

Funding Source: FTA 5307

	2008	2009	2010	2011	2012	PD
Preliminary Engineering (PE)	\$0	\$0	\$0	\$0	\$0	\$0
Preliminary Engineering Consulting (PC)	\$0	\$0	\$0	\$0	\$0	\$0
Right-of-Way (RW)	\$0	\$0	\$0	\$0	\$0	\$0
Utilities (UT)	\$0	\$0	\$0	\$0	\$0	\$0
Construction Engineering (CE)	\$0	\$0	\$0	\$0	\$0	\$0
Construction (CN)	\$0	\$0	\$0	\$580,723	\$0	\$0
Yearly Project Cost*	\$0	\$0	\$0	\$580,723	\$0	\$0



Transit - Capital, Canyon County Office on Aging - FY2008

Key # : 11355

Transit capital for the Canyon County Office on Aging. Pending completion of a coordination public transportation plan.

Project Year: 2008
 Previous Expenditures: \$0
 Local Match: 8.00%
 Local Share: \$4,320
 Federal Share: \$49,680
 Total Project Cost: \$54,000

Requesting Agency ITD

Funding Source: FTA 5310

	2008	2009	2010	2011	2012	PD
Preliminary Engineering (PE)	\$0	\$0	\$0	\$0	\$0	\$0
Preliminary Engineering Consulting (PC)	\$0	\$0	\$0	\$0	\$0	\$0
Right-of-Way (RW)	\$0	\$0	\$0	\$0	\$0	\$0
Utilities (UT)	\$0	\$0	\$0	\$0	\$0	\$0
Construction Engineering (CE)	\$0	\$0	\$0	\$0	\$0	\$0
Construction (CN)	\$54,000	\$0	\$0	\$0	\$0	\$0
Yearly Project Cost*	\$54,000	\$0	\$0	\$0	\$0	\$0



Transit Capital

Transit - Capital, Nampa Council on Aging - FY2008

Key # : 11353

Transit capital for the Nampa Council on Aging. Pending completion of a coordination public transportation plan.

Project Year: 2008
 Previous Expenditures: \$0
 Local Match: 8.00%
 Local Share: \$4,160
 Federal Share: \$47,840
 Total Project Cost: \$52,000

Requesting Agency ITD

Funding Source: FTA 5310

	2008	2009	2010	2011	2012	PD
Preliminary Engineering (PE)	\$0	\$0	\$0	\$0	\$0	\$0
Preliminary Engineering Consulting (PC)	\$0	\$0	\$0	\$0	\$0	\$0
Right-of-Way (RW)	\$0	\$0	\$0	\$0	\$0	\$0
Utilities (UT)	\$0	\$0	\$0	\$0	\$0	\$0
Construction Engineering (CE)	\$0	\$0	\$0	\$0	\$0	\$0
Construction (CN)	\$52,000	\$0	\$0	\$0	\$0	\$0
Yearly Project Cost*	\$52,000	\$0	\$0	\$0	\$0	\$0



Transit Capital

Transit - Capital, Safety and Security - FY2008

Provide associated capital maintenance, computer, office equipment and communication equipment assistance.

Key # : 10811

Project Year: 2008
Previous Expenditures: \$0
Local Match: 20.00%
Local Share: \$31,250
Federal Share: \$125,000
Total Project Cost: \$156,250

Requesting Agency Valley Regional Transit

Funding Source: FTA 5307

	2008	2009	2010	2011	2012	PD
Preliminary Engineering (PE)	\$0	\$0	\$0	\$0	\$0	\$0
Preliminary Engineering Consulting (PC)	\$0	\$0	\$0	\$0	\$0	\$0
Right-of-Way (RW)	\$0	\$0	\$0	\$0	\$0	\$0
Utilities (UT)	\$0	\$0	\$0	\$0	\$0	\$0
Construction Engineering (CE)	\$0	\$0	\$0	\$0	\$0	\$0
Construction (CN)	\$156,250	\$0	\$0	\$0	\$0	\$0
Yearly Project Cost*	\$156,250	\$0	\$0	\$0	\$0	\$0



Transit - Capital, Safety and Security - FY2010

Provide associated capital maintenance, security, farebox, maintenance, computer, and office and communications equipment.

Key # : 11366

Project Year: 2010
Previous Expenditures: \$0
Local Match: 20.00%
Local Share: \$12,750
Federal Share: \$51,000
Total Project Cost: \$63,750

Requesting Agency Valley Regional Transit

Funding Source: FTA 5307

	2008	2009	2010	2011	2012	PD
Preliminary Engineering (PE)	\$0	\$0	\$0	\$0	\$0	\$0
Preliminary Engineering Consulting (PC)	\$0	\$0	\$0	\$0	\$0	\$0
Right-of-Way (RW)	\$0	\$0	\$0	\$0	\$0	\$0
Utilities (UT)	\$0	\$0	\$0	\$0	\$0	\$0
Construction Engineering (CE)	\$0	\$0	\$0	\$0	\$0	\$0
Construction (CN)	\$0	\$0	\$63,750	\$0	\$0	\$0
Yearly Project Cost*	\$0	\$0	\$63,750	\$0	\$0	\$0



Transit - Capital, Safety and Security - FY2011

Provide associated capital maintenance, security, farebox, maintenance, computer, and office and communications equipment.

Key # : 11372

Project Year: 2011
Previous Expenditures: \$0
Local Match: 20.00%
Local Share: \$7,750
Federal Share: \$31,000
Total Project Cost: \$38,750

Requesting Agency Valley Regional Transit

Funding Source: FTA 5307

	2008	2009	2010	2011	2012	PD
Preliminary Engineering (PE)	\$0	\$0	\$0	\$0	\$0	\$0
Preliminary Engineering Consulting (PC)	\$0	\$0	\$0	\$0	\$0	\$0
Right-of-Way (RW)	\$0	\$0	\$0	\$0	\$0	\$0
Utilities (UT)	\$0	\$0	\$0	\$0	\$0	\$0
Construction Engineering (CE)	\$0	\$0	\$0	\$0	\$0	\$0
Construction (CN)	\$0	\$0	\$0	\$38,750	\$0	\$0
Yearly Project Cost*	\$0	\$0	\$0	\$38,750	\$0	\$0



Transit - Demand Response Operations - FY2008

Key # : 10812

Provide capital, security, and support vehicles associated with demand response service in the Nampa Urbanized Area.

Project Year: 2008
 Previous Expenditures: \$0
 Local Match: 20.00%
 Local Share: \$21,250
 Federal Share: \$85,000
 Total Project Cost: \$106,250

Requesting Agency Valley Regional Transit

Funding Source: FTA 5307

	2008	2009	2010	2011	2012	PD
Preliminary Engineering (PE)	\$0	\$0	\$0	\$0	\$0	\$0
Preliminary Engineering Consulting (PC)	\$0	\$0	\$0	\$0	\$0	\$0
Right-of-Way (RW)	\$0	\$0	\$0	\$0	\$0	\$0
Utilities (UT)	\$0	\$0	\$0	\$0	\$0	\$0
Construction Engineering (CE)	\$0	\$0	\$0	\$0	\$0	\$0
Construction (CN)	\$106,250	\$0	\$0	\$0	\$0	\$0
Yearly Project Cost*	\$106,250	\$0	\$0	\$0	\$0	\$0



Transit - Demand Response Operations - FY2009

Provide demand response service in the Nampa Urbanized Area.

Key # : 10815

Project Year: 2009
Previous Expenditures: \$0
Local Match: 20.00%
Local Share: \$22,000
Federal Share: \$88,000
Total Project Cost: \$110,000

Requesting Agency Valley Regional Transit

Funding Source: FTA 5307

	2008	2009	2010	2011	2012	PD
Preliminary Engineering (PE)	\$0	\$0	\$0	\$0	\$0	\$0
Preliminary Engineering Consulting (PC)	\$0	\$0	\$0	\$0	\$0	\$0
Right-of-Way (RW)	\$0	\$0	\$0	\$0	\$0	\$0
Utilities (UT)	\$0	\$0	\$0	\$0	\$0	\$0
Construction Engineering (CE)	\$0	\$0	\$0	\$0	\$0	\$0
Construction (CN)	\$0	\$110,000	\$0	\$0	\$0	\$0
Yearly Project Cost*	\$0	\$110,000	\$0	\$0	\$0	\$0



Transit - Demand Response Operations - FY2010

Provide demand response service in the Nampa Urbanized Area.

Key # : 11368

Project Year: 2010
Previous Expenditures: \$0
Local Match: 20.00%
Local Share: \$23,000
Federal Share: \$92,000
Total Project Cost: \$115,000

Requesting Agency Valley Regional Transit

Funding Source: FTA 5307

	2008	2009	2010	2011	2012	PD
Preliminary Engineering (PE)	\$0	\$0	\$0	\$0	\$0	\$0
Preliminary Engineering Consulting (PC)	\$0	\$0	\$0	\$0	\$0	\$0
Right-of-Way (RW)	\$0	\$0	\$0	\$0	\$0	\$0
Utilities (UT)	\$0	\$0	\$0	\$0	\$0	\$0
Construction Engineering (CE)	\$0	\$0	\$0	\$0	\$0	\$0
Construction (CN)	\$0	\$0	\$115,000	\$0	\$0	\$0
Yearly Project Cost*	\$0	\$0	\$115,000	\$0	\$0	\$0



Transit - Demand Response Operations - FY2011

Provide demand response service in the Nampa Urbanized Area.

Key # : 11374

Project Year: 2011
Previous Expenditures: \$0
Local Match: 20.00%
Local Share: \$23,000
Federal Share: \$92,000
Total Project Cost: \$115,000

Requesting Agency Valley Regional Transit

Funding Source: FTA 5307

	2008	2009	2010	2011	2012	PD
Preliminary Engineering (PE)	\$0	\$0	\$0	\$0	\$0	\$0
Preliminary Engineering Consulting (PC)	\$0	\$0	\$0	\$0	\$0	\$0
Right-of-Way (RW)	\$0	\$0	\$0	\$0	\$0	\$0
Utilities (UT)	\$0	\$0	\$0	\$0	\$0	\$0
Construction Engineering (CE)	\$0	\$0	\$0	\$0	\$0	\$0
Construction (CN)	\$0	\$0	\$0	\$115,000	\$0	\$0
Yearly Project Cost*	\$0	\$0	\$0	\$115,000	\$0	\$0



Transit - Fixed Line Operations - FY2008

Provide transit operations and administration in Nampa Urbanized Area.

Key # : 10097

Project Year: 2008
Previous Expenditures: \$0
Local Match: 50.00%
Local Share: \$338,000
Federal Share: \$338,000
Total Project Cost: \$676,000

Requesting Agency Valley Regional Transit

Funding Source: FTA 5307

	2008	2009	2010	2011	2012	PD
Preliminary Engineering (PE)	\$0	\$0	\$0	\$0	\$0	\$0
Preliminary Engineering Consulting (PC)	\$0	\$0	\$0	\$0	\$0	\$0
Right-of-Way (RW)	\$0	\$0	\$0	\$0	\$0	\$0
Utilities (UT)	\$0	\$0	\$0	\$0	\$0	\$0
Construction Engineering (CE)	\$0	\$0	\$0	\$0	\$0	\$0
Construction (CN)	\$676,000	\$0	\$0	\$0	\$0	\$0
Yearly Project Cost*	\$676,000	\$0	\$0	\$0	\$0	\$0



Transit - Fixed Line Operations - FY2009

Provide transit operations and administration in Nampa Urbanized Area.

Key # : 10816

Project Year: 2009
Previous Expenditures: \$0
Local Match: 50.00%
Local Share: \$320,000
Federal Share: \$320,000
Total Project Cost: \$640,000

Requesting Agency Valley Regional Transit

Funding Source: FTA 5307

	2008	2009	2010	2011	2012	PD
Preliminary Engineering (PE)	\$0	\$0	\$0	\$0	\$0	\$0
Preliminary Engineering Consulting (PC)	\$0	\$0	\$0	\$0	\$0	\$0
Right-of-Way (RW)	\$0	\$0	\$0	\$0	\$0	\$0
Utilities (UT)	\$0	\$0	\$0	\$0	\$0	\$0
Construction Engineering (CE)	\$0	\$0	\$0	\$0	\$0	\$0
Construction (CN)	\$0	\$640,000	\$0	\$0	\$0	\$0
Yearly Project Cost*	\$0	\$640,000	\$0	\$0	\$0	\$0



Transit - Fixed Line Operations - FY2010

Provide transit operations and administration in the Nampa Urbanized Area.

Key # : 11369

Project Year: 2010
Previous Expenditures: \$0
Local Match: 50.00%
Local Share: \$361,000
Federal Share: \$361,000
Total Project Cost: \$722,000

Requesting Agency Valley Regional Transit

Funding Source: FTA 5307

	2008	2009	2010	2011	2012	PD
Preliminary Engineering (PE)	\$0	\$0	\$0	\$0	\$0	\$0
Preliminary Engineering Consulting (PC)	\$0	\$0	\$0	\$0	\$0	\$0
Right-of-Way (RW)	\$0	\$0	\$0	\$0	\$0	\$0
Utilities (UT)	\$0	\$0	\$0	\$0	\$0	\$0
Construction Engineering (CE)	\$0	\$0	\$0	\$0	\$0	\$0
Construction (CN)	\$0	\$0	\$722,000	\$0	\$0	\$0
Yearly Project Cost*	\$0	\$0	\$722,000	\$0	\$0	\$0



Transit - Fixed Line Operations - FY2011

Provide transit operations and administration in the Nampa Urbanized Area.

Key # : 11375

Project Year: 2011
Previous Expenditures: \$0
Local Match: 50.00%
Local Share: \$376,000
Federal Share: \$376,000
Total Project Cost: \$752,000

Requesting Agency Valley Regional Transit

Funding Source: FTA 5307

	2008	2009	2010	2011	2012	PD
Preliminary Engineering (PE)	\$0	\$0	\$0	\$0	\$0	\$0
Preliminary Engineering Consulting (PC)	\$0	\$0	\$0	\$0	\$0	\$0
Right-of-Way (RW)	\$0	\$0	\$0	\$0	\$0	\$0
Utilities (UT)	\$0	\$0	\$0	\$0	\$0	\$0
Construction Engineering (CE)	\$0	\$0	\$0	\$0	\$0	\$0
Construction (CN)	\$0	\$0	\$0	\$752,000	\$0	\$0
Yearly Project Cost*	\$0	\$0	\$0	\$752,000	\$0	\$0



Transit - Planning - FY2008

Support planning efforts in the Nampa Urbanized Area.

Key # : 10098

Project Year: 2008

Previous Expenditures: \$0

Local Match: 20.00%

Local Share: \$25,250

Federal Share: \$101,000

Total Project Cost: \$126,250

Requesting Agency Valley Regional Transit

Funding Source: FTA 5307

	2008	2009	2010	2011	2012	PD
Preliminary Engineering (PE)	\$0	\$0	\$0	\$0	\$0	\$0
Preliminary Engineering Consulting (PC)	\$0	\$0	\$0	\$0	\$0	\$0
Right-of-Way (RW)	\$0	\$0	\$0	\$0	\$0	\$0
Utilities (UT)	\$0	\$0	\$0	\$0	\$0	\$0
Construction Engineering (CE)	\$0	\$0	\$0	\$0	\$0	\$0
Construction (CN)	\$126,250	\$0	\$0	\$0	\$0	\$0
Yearly Project Cost*	\$126,250	\$0	\$0	\$0	\$0	\$0



Transit - Planning - FY2009

Support planning efforts in the Nampa Urbanized Area.

Key # : 10817

Project Year: 2009
Previous Expenditures: \$0
Local Match: 20.00%
Local Share: \$25,000
Federal Share: \$100,000
Total Project Cost: \$125,000

Requesting Agency Valley Regional Transit

Funding Source: FTA 5307

	2008	2009	2010	2011	2012	PD
Preliminary Engineering (PE)	\$0	\$0	\$0	\$0	\$0	\$0
Preliminary Engineering Consulting (PC)	\$0	\$0	\$0	\$0	\$0	\$0
Right-of-Way (RW)	\$0	\$0	\$0	\$0	\$0	\$0
Utilities (UT)	\$0	\$0	\$0	\$0	\$0	\$0
Construction Engineering (CE)	\$0	\$0	\$0	\$0	\$0	\$0
Construction (CN)	\$0	\$125,000	\$0	\$0	\$0	\$0
Yearly Project Cost*	\$0	\$125,000	\$0	\$0	\$0	\$0



Transit - Planning - FY2010

Support planning efforts in the Nampa Urbanized Area.

Key # : 11370

Project Year: 2010
Previous Expenditures: \$0
Local Match: 20.00%
Local Share: \$18,500
Federal Share: \$74,000
Total Project Cost: \$92,500

Requesting Agency Valley Regional Transit

Funding Source: FTA 5307

	2008	2009	2010	2011	2012	PD
Preliminary Engineering (PE)	\$0	\$0	\$0	\$0	\$0	\$0
Preliminary Engineering Consulting (PC)	\$0	\$0	\$0	\$0	\$0	\$0
Right-of-Way (RW)	\$0	\$0	\$0	\$0	\$0	\$0
Utilities (UT)	\$0	\$0	\$0	\$0	\$0	\$0
Construction Engineering (CE)	\$0	\$0	\$0	\$0	\$0	\$0
Construction (CN)	\$0	\$0	\$92,500	\$0	\$0	\$0
Yearly Project Cost*	\$0	\$0	\$92,500	\$0	\$0	\$0



Transit - Planning - FY2011

Support planning efforts in the Nampa Urbanized Area.

Key # : 11376

Project Year: 2011
Previous Expenditures: \$0
Local Match: 20.00%
Local Share: \$19,250
Federal Share: \$77,000
Total Project Cost: \$96,250

Requesting Agency Valley Regional Transit

Funding Source: FTA 5307

	2008	2009	2010	2011	2012	PD
Preliminary Engineering (PE)	\$0	\$0	\$0	\$0	\$0	\$0
Preliminary Engineering Consulting (PC)	\$0	\$0	\$0	\$0	\$0	\$0
Right-of-Way (RW)	\$0	\$0	\$0	\$0	\$0	\$0
Utilities (UT)	\$0	\$0	\$0	\$0	\$0	\$0
Construction Engineering (CE)	\$0	\$0	\$0	\$0	\$0	\$0
Construction (CN)	\$0	\$0	\$0	\$96,250	\$0	\$0
Yearly Project Cost*	\$0	\$0	\$0	\$96,250	\$0	\$0



Transit - Preventive Maintenance - FY2008

Provide preventive maintenance, capital, security, and farebox support for fixed route and demand responsive transit services.

Key # : 10099

Project Year: 2008
Previous Expenditures: \$0
Local Match: 20.00%
Local Share: \$79,000
Federal Share: \$316,000
Total Project Cost: \$395,000

Requesting Agency Valley Regional Transit

Funding Source: FTA 5307

	2008	2009	2010	2011	2012	PD
Preliminary Engineering (PE)	\$0	\$0	\$0	\$0	\$0	\$0
Preliminary Engineering Consulting (PC)	\$0	\$0	\$0	\$0	\$0	\$0
Right-of-Way (RW)	\$0	\$0	\$0	\$0	\$0	\$0
Utilities (UT)	\$0	\$0	\$0	\$0	\$0	\$0
Construction Engineering (CE)	\$0	\$0	\$0	\$0	\$0	\$0
Construction (CN)	\$395,000	\$0	\$0	\$0	\$0	\$0
Yearly Project Cost*	\$395,000	\$0	\$0	\$0	\$0	\$0



Transit - Preventive Maintenance - FY2009

Provide preventive maintenance support for fixed route and demand responsive transit services.

Key # : 10818

Project Year: 2009
Previous Expenditures: \$0
Local Match: 20.00%
Local Share: \$82,250
Federal Share: \$329,000
Total Project Cost: \$411,250

Requesting Agency Valley Regional Transit

Funding Source: FTA 5307

	2008	2009	2010	2011	2012	PD
Preliminary Engineering (PE)	\$0	\$0	\$0	\$0	\$0	\$0
Preliminary Engineering Consulting (PC)	\$0	\$0	\$0	\$0	\$0	\$0
Right-of-Way (RW)	\$0	\$0	\$0	\$0	\$0	\$0
Utilities (UT)	\$0	\$0	\$0	\$0	\$0	\$0
Construction Engineering (CE)	\$0	\$0	\$0	\$0	\$0	\$0
Construction (CN)	\$0	\$411,250	\$0	\$0	\$0	\$0
Yearly Project Cost*	\$0	\$411,250	\$0	\$0	\$0	\$0



Transit - Preventive Maintenance - FY2010

Provide preventive maintenance support for fixed route and demand responsive transit service.

Key # : 11371

Project Year: 2010
Previous Expenditures: \$0
Local Match: 20.00%
Local Share: \$85,500
Federal Share: \$342,000
Total Project Cost: \$427,500

Requesting Agency Valley Regional Transit

Funding Source: FTA 5307

	2008	2009	2010	2011	2012	PD
Preliminary Engineering (PE)	\$0	\$0	\$0	\$0	\$0	\$0
Preliminary Engineering Consulting (PC)	\$0	\$0	\$0	\$0	\$0	\$0
Right-of-Way (RW)	\$0	\$0	\$0	\$0	\$0	\$0
Utilities (UT)	\$0	\$0	\$0	\$0	\$0	\$0
Construction Engineering (CE)	\$0	\$0	\$0	\$0	\$0	\$0
Construction (CN)	\$0	\$0	\$427,500	\$0	\$0	\$0
Yearly Project Cost*	\$0	\$0	\$427,500	\$0	\$0	\$0



Transit - Preventive Maintenance - FY2011

Provide preventive maintenance support for fixed route and demand responsive transit service.

Key # : 11377

Project Year: 2011
Previous Expenditures: \$0
Local Match: 20.00%
Local Share: \$88,750
Federal Share: \$355,000
Total Project Cost: \$443,750

Requesting Agency Valley Regional Transit

Funding Source: FTA 5307

	2008	2009	2010	2011	2012	PD
Preliminary Engineering (PE)	\$0	\$0	\$0	\$0	\$0	\$0
Preliminary Engineering Consulting (PC)	\$0	\$0	\$0	\$0	\$0	\$0
Right-of-Way (RW)	\$0	\$0	\$0	\$0	\$0	\$0
Utilities (UT)	\$0	\$0	\$0	\$0	\$0	\$0
Construction Engineering (CE)	\$0	\$0	\$0	\$0	\$0	\$0
Construction (CN)	\$0	\$0	\$0	\$443,750	\$0	\$0
Yearly Project Cost*	\$0	\$0	\$0	\$443,750	\$0	\$0



Transit - Treasure Valley, Idaho Transit Facilities - FY2008

Key # : NEW1


Funds are from a FY2008 Congressional appropriation, and will be used for site location for facilities that could include transfer centers in Meridian, Nampa, and Caldwell, and an administrative facility in the City of Meridian. Total = \$360,000 (50% Ada County and 50% Canyon County) Nampa Urbanized Area portion.

Project Year: 2008
 Previous Expenditures: \$0
 Local Match: 20.00%
 Local Share: \$36,000
 Federal Share: \$144,000
 Total Project Cost: \$180,000

Requesting Agency Valley Regional Transit

Funding Source: FTA 5309

	2008	2009	2010	2011	2012	PD
Preliminary Engineering (PE)	\$0	\$0	\$0	\$0	\$0	\$0
Preliminary Engineering Consulting (PC)	\$0	\$0	\$0	\$0	\$0	\$0
Right-of-Way (RW)	\$0	\$0	\$0	\$0	\$0	\$0
Utilities (UT)	\$0	\$0	\$0	\$0	\$0	\$0
Construction Engineering (CE)	\$0	\$0	\$0	\$0	\$0	\$0
Construction (CN)	\$180,000	\$0	\$0	\$0	\$0	\$0
Yearly Project Cost*	\$180,000	\$0	\$0	\$0	\$0	\$0



US 20/26, Corridor Preservation, Caldwell to Boise

Key # : 07826

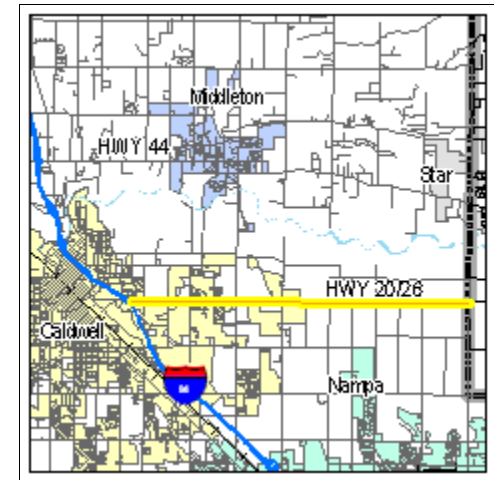
Acquire right-of-way for corridor preservation. Total project cost is \$5,400,000 (53% Ada County and 47% Canyon County). Canyon County portion.

Project Year: 2012
 Previous Expenditures: \$2,943,000
 Local Match: 7.34%
 Local Share: \$186,289
 Federal Share: \$2,351,711
 Total Project Cost: \$2,538,000

Requesting Agency ITD

Funding Source: Expansion

	2008	2009	2010	2011	2012	PD
Preliminary Engineering (PE)	\$32,900	\$0	\$0	\$0	\$0	\$0
Preliminary Engineering Consulting (PC)	\$0	\$0	\$0	\$0	\$0	\$0
Right-of-Way (RW)	\$625,100	\$470,000	\$470,000	\$470,000	\$470,000	\$0
Utilities (UT)	\$0	\$0	\$0	\$0	\$0	\$0
Construction Engineering (CE)	\$0	\$0	\$0	\$0	\$0	\$0
Construction (CN)	\$0	\$0	\$0	\$0	\$0	\$0
Yearly Project Cost*	\$658,000	\$470,000	\$470,000	\$470,000	\$470,000	\$0



US 20/26, Parma to Caldwell, Corridor Plan

Key # : 09972

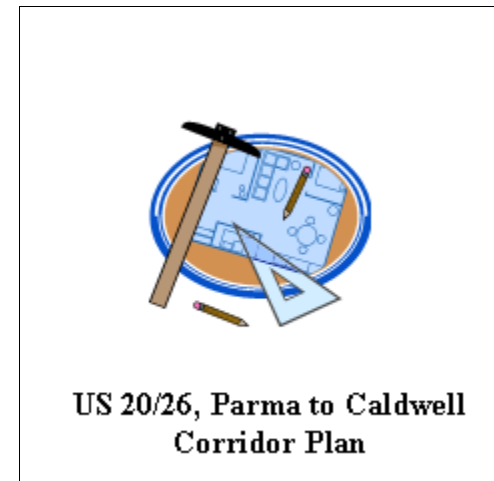
Study. Total project cost is \$200,000 (10% Nampa Urbanized Area, 90% Other Canyon County). Nampa Urbanized Area portion.

Project Year: 2008
 Previous Expenditures: \$0
 Local Match: 7.34%
 Local Share: \$1,468
 Federal Share: \$18,532
 Total Project Cost: \$20,000

Requesting Agency ITD

Funding Source: Systems Planning

	2008	2009	2010	2011	2012	PD
Preliminary Engineering (PE)	\$1,000	\$0	\$0	\$0	\$0	\$0
Preliminary Engineering Consulting (PC)	\$19,000	\$0	\$0	\$0	\$0	\$0
Right-of-Way (RW)	\$0	\$0	\$0	\$0	\$0	\$0
Utilities (UT)	\$0	\$0	\$0	\$0	\$0	\$0
Construction Engineering (CE)	\$0	\$0	\$0	\$0	\$0	\$0
Construction (CN)	\$0	\$0	\$0	\$0	\$0	\$0
Yearly Project Cost*	\$20,000	\$0	\$0	\$0	\$0	\$0



Other Canyon County : Detailed Project List

Bowmont Road, SH 45 to Kuna Mora Road

Add a new connection from SH 45 to Kuna Mora Road.

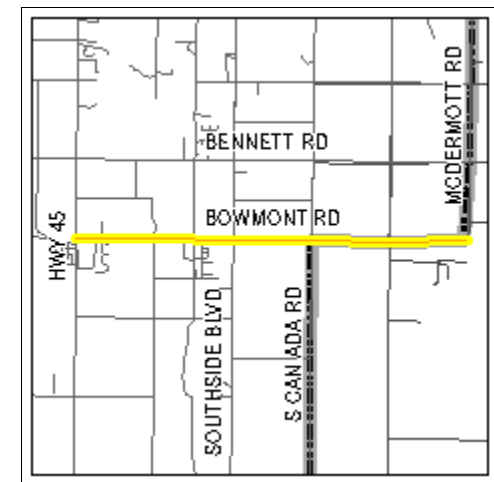
Key # : 10556

Project Year: 2012
Previous Expenditures: \$0
Local Match: 7.34%
Local Share: \$284,865
Federal Share: \$3,596,135
Total Project Cost: \$3,881,000

Requesting Agency Nampa Highway District

Funding Source: STP-Rural

	2008	2009	2010	2011	2012	PD
Preliminary Engineering (PE)	\$5,000	\$0	\$0	\$0	\$0	\$0
Preliminary Engineering Consulting (PC)	\$380,000	\$0	\$0	\$0	\$0	\$0
Right-of-Way (RW)	\$0	\$0	\$0	\$473,000	\$0	\$0
Utilities (UT)	\$0	\$0	\$0	\$0	\$0	\$0
Construction Engineering (CE)	\$0	\$0	\$0	\$0	\$0	\$0
Construction (CN)	\$0	\$0	\$0	\$0	\$3,023,000	\$0
Yearly Project Cost*	\$385,000	\$0	\$0	\$473,000	\$3,023,000	\$0



Homedale Road

Pavement rehabilitation.

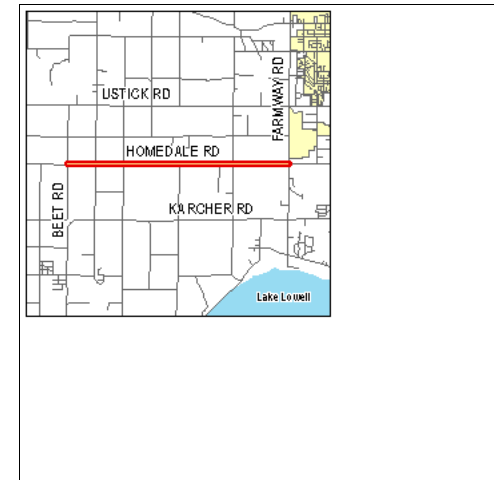
Key # : 09983

Project Year: PD
Previous Expenditures: \$114,000
Local Match: 7.34%
Local Share: \$43,673
Federal Share: \$551,327
Total Project Cost: \$595,000

Requesting Agency Canyon Highway District

Funding Source: STP-R

	2008	2009	2010	2011	2012	PD
Preliminary Engineering (PE)	\$0	\$0	\$0	\$0	\$0	\$0
Preliminary Engineering Consulting (PC)	\$0	\$0	\$0	\$0	\$0	\$0
Right-of-Way (RW)	\$0	\$0	\$0	\$0	\$0	\$0
Utilities (UT)	\$0	\$0	\$0	\$0	\$0	\$0
Construction Engineering (CE)	\$0	\$0	\$0	\$0	\$0	\$0
Construction (CN)	\$0	\$0	\$0	\$0	\$0	\$595,000
Yearly Project Cost*	\$0	\$0	\$0	\$0	\$0	\$595,000



Parma Enhancement and Downtown Revitalization, US 95, 4th Street to Roswell B Key # : 09435

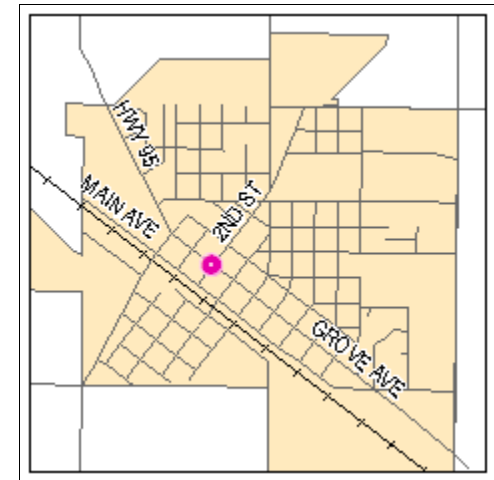
Downtown enhancement and revitalization in downtown Parma along US 95. Construct sidewalks, pedestrian ramps, safe pedestrian crossings, adequate street lighting, trees/landscaping, highway drain grates, and sand and grease traps.

Project Year:	2008
Previous Expenditures:	\$88,000
Local Match:	17.28%
Local Share:	\$83,808
Federal Share:	\$401,192
Total Project Cost:	\$485,000

Requesting Agency City of Parma

Funding Source: STP-E

	2008	2009	2010	2011	2012	PD
Preliminary Engineering (PE)	\$0	\$0	\$0	\$0	\$0	\$0
Preliminary Engineering Consulting (PC)	\$0	\$0	\$0	\$0	\$0	\$0
Right-of-Way (RW)	\$0	\$0	\$0	\$0	\$0	\$0
Utilities (UT)	\$0	\$0	\$0	\$0	\$0	\$0
Construction Engineering (CE)	\$58,000	\$0	\$0	\$0	\$0	\$0
Construction (CN)	\$427,000	\$0	\$0	\$0	\$0	\$0
Yearly Project Cost*	\$485,000	\$0	\$0	\$0	\$0	\$0



SH 19, Wilder to Caldwell, Corridor Plan

Key # : 09973

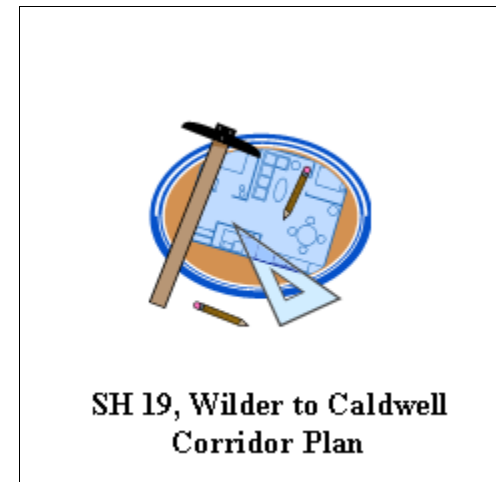
Study. Total project cost is \$200,000 (10% Nampa Urbanized Area and 90% Other Canyon County). Other Canyon County portion.

Project Year: 2008
 Previous Expenditures: \$0
 Local Match: 7.34%
 Local Share: \$13,212
 Federal Share: \$166,788
 Total Project Cost: \$180,000

Requesting Agency ITD

Funding Source: Systems Planning

	2008	2009	2010	2011	2012	PD
Preliminary Engineering (PE)	\$9,000	\$0	\$0	\$0	\$0	\$0
Preliminary Engineering Consulting (PC)	\$171,000	\$0	\$0	\$0	\$0	\$0
Right-of-Way (RW)	\$0	\$0	\$0	\$0	\$0	\$0
Utilities (UT)	\$0	\$0	\$0	\$0	\$0	\$0
Construction Engineering (CE)	\$0	\$0	\$0	\$0	\$0	\$0
Construction (CN)	\$0	\$0	\$0	\$0	\$0	\$0
Yearly Project Cost*	\$180,000	\$0	\$0	\$0	\$0	\$0



SH 44, Intersection of SH 44 and Old Highway 30, West of Middleton

Key # : 11055

Safety improvements.

Project Year: 2012
 Previous Expenditures: \$0
 Local Match: 0.00%
 Local Share: \$0
 Federal Share: \$688,000
 Total Project Cost: \$688,000

Requesting Agency ITD

Funding Source: Safety - Statewide

	2008	2009	2010	2011	2012	PD
Preliminary Engineering (PE)	\$10,000	\$10,000	\$0	\$0	\$0	\$0
Preliminary Engineering Consulting (PC)	\$0	\$50,000	\$0	\$0	\$0	\$0
Right-of-Way (RW)	\$0	\$0	\$100,000	\$0	\$0	\$0
Utilities (UT)	\$0	\$0	\$0	\$0	\$0	\$0
Construction Engineering (CE)	\$0	\$0	\$0	\$0	\$68,000	\$0
Construction (CN)	\$0	\$0	\$0	\$0	\$450,000	\$0
Yearly Project Cost*	\$10,000	\$60,000	\$100,000	\$0	\$518,000	\$0



SH 45, Corridor Plan from Junction SH 78 to City of Nampa

Key # : 09971

Develop a corridor plan for SH 45 from SH 78 to the City of Nampa. Total project cost is \$225,000. (4% Owyhee County, 48% Canyon County, and 48% Nampa Urbanized Area.) Other Canyon County portion.

Project Year: 2009
Previous Expenditures: \$0
Local Match: 7.34%
Local Share: \$7,927
Federal Share: \$100,073
Total Project Cost: \$108,000

Requesting Agency ITD

Funding Source: Systems Planning

	2008	2009	2010	2011	2012	PD
Preliminary Engineering (PE)	\$0	\$4,800	\$0	\$0	\$0	\$0
Preliminary Engineering Consulting (PC)	\$0	\$103,200	\$0	\$0	\$0	\$0
Right-of-Way (RW)	\$0	\$0	\$0	\$0	\$0	\$0
Utilities (UT)	\$0	\$0	\$0	\$0	\$0	\$0
Construction Engineering (CE)	\$0	\$0	\$0	\$0	\$0	\$0
Construction (CN)	\$0	\$0	\$0	\$0	\$0	\$0
Yearly Project Cost*	\$0	\$108,000	\$0	\$0	\$0	\$0



SH 45, Melba Road to Deer Flat Road

Pavement rehabilitation.

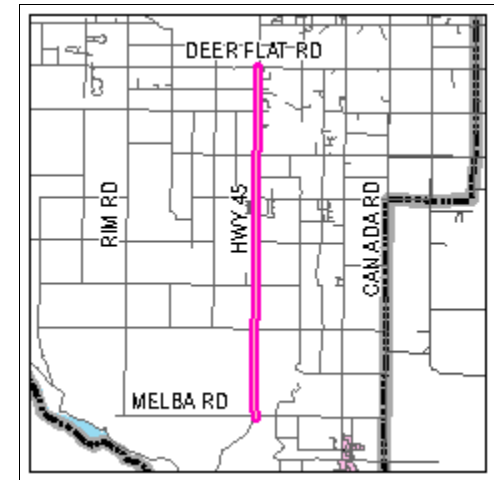
Key # : 09341

Project Year: 2008
Previous Expenditures: \$82,000
Local Match: 100.00%
Local Share: \$3,105,000
Federal Share: \$0
Total Project Cost: \$3,105,000

Requesting Agency ITD

Funding Source: Pavement Preservation

	2008	2009	2010	2011	2012	PD
Preliminary Engineering (PE)	\$0	\$0	\$0	\$0	\$0	\$0
Preliminary Engineering Consulting (PC)	\$0	\$0	\$0	\$0	\$0	\$0
Right-of-Way (RW)	\$0	\$0	\$0	\$0	\$0	\$0
Utilities (UT)	\$0	\$0	\$0	\$0	\$0	\$0
Construction Engineering (CE)	\$315,000	\$0	\$0	\$0	\$0	\$0
Construction (CN)	\$2,790,000	\$0	\$0	\$0	\$0	\$0
Yearly Project Cost*	\$3,105,000	\$0	\$0	\$0	\$0	\$0



SH 55, Snake River Bridge to Pride Lane, Canyon County

Key # : 11046

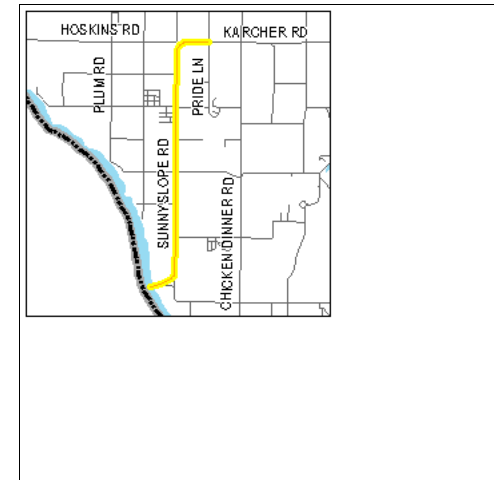
Pavement rehabilitation.

Project Year: 2012
 Previous Expenditures: \$0
 Local Match: 7.73%
 Local Share: \$108,452
 Federal Share: \$1,294,548
 Total Project Cost: \$1,403,000

Requesting Agency ITD

Funding Source: Pavement Preservation

	2008	2009	2010	2011	2012	PD
Preliminary Engineering (PE)	\$0	\$15,000	\$0	\$0	\$0	\$0
Preliminary Engineering Consulting (PC)	\$0	\$70,000	\$0	\$0	\$0	\$0
Right-of-Way (RW)	\$0	\$0	\$0	\$0	\$0	\$0
Utilities (UT)	\$0	\$0	\$0	\$0	\$0	\$0
Construction Engineering (CE)	\$0	\$0	\$0	\$0	\$172,000	\$0
Construction (CN)	\$0	\$0	\$0	\$0	\$1,146,000	\$0
Yearly Project Cost*	\$0	\$85,000	\$0	\$0	\$1,318,000	\$0



US 20/26, Parma to Caldwell, Corridor Plan

Key # : 09972

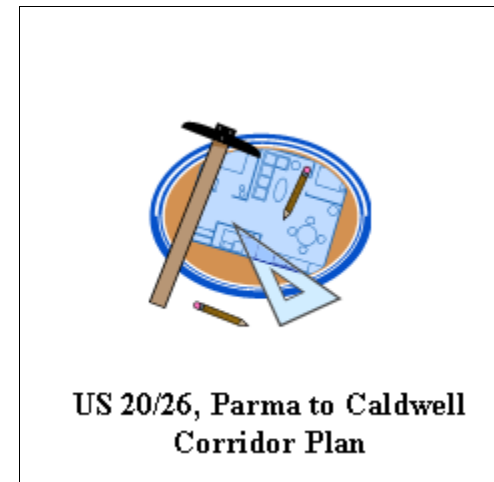
Study. Total project cost is \$200,000 (10% Nampa Urbanized Area and 90% Other Canyon County). Other Canyon County portion.

Project Year: 2008
 Previous Expenditures: \$0
 Local Match: 7.34%
 Local Share: \$13,212
 Federal Share: \$166,788
 Total Project Cost: \$180,000

Requesting Agency ITD

Funding Source: Systems Planning

	2008	2009	2010	2011	2012	PD
Preliminary Engineering (PE)	\$9,000	\$0	\$0	\$0	\$0	\$0
Preliminary Engineering Consulting (PC)	\$171,000	\$0	\$0	\$0	\$0	\$0
Right-of-Way (RW)	\$0	\$0	\$0	\$0	\$0	\$0
Utilities (UT)	\$0	\$0	\$0	\$0	\$0	\$0
Construction Engineering (CE)	\$0	\$0	\$0	\$0	\$0	\$0
Construction (CN)	\$0	\$0	\$0	\$0	\$0	\$0
Yearly Project Cost*	\$180,000	\$0	\$0	\$0	\$0	\$0



US 95, Parma Business District

Key # : 09347

Pavement rehabilitation.

Project Year: 2008

Previous Expenditures: \$60,000

Local Match: 100.00%

Local Share: \$557,000

Federal Share: \$0

Total Project Cost: \$557,000

Requesting Agency ITD

Funding Source: Pavement Preservation

	2008	2009	2010	2011	2012	PD
Preliminary Engineering (PE)	\$0	\$0	\$0	\$0	\$0	\$0
Preliminary Engineering Consulting (PC)	\$0	\$0	\$0	\$0	\$0	\$0
Right-of-Way (RW)	\$0	\$0	\$0	\$0	\$0	\$0
Utilities (UT)	\$0	\$0	\$0	\$0	\$0	\$0
Construction Engineering (CE)	\$70,000	\$0	\$0	\$0	\$0	\$0
Construction (CN)	\$487,000	\$0	\$0	\$0	\$0	\$0
Yearly Project Cost*	\$557,000	\$0	\$0	\$0	\$0	\$0

